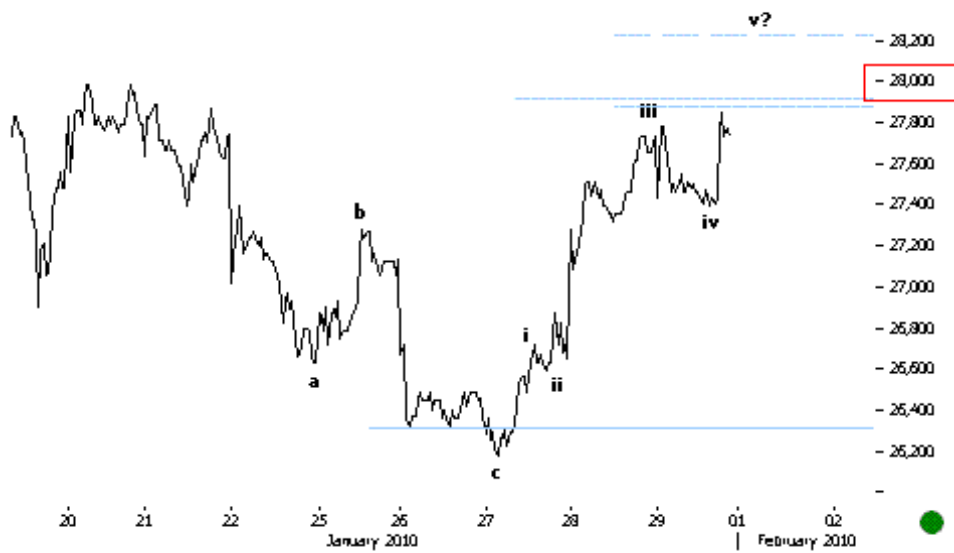




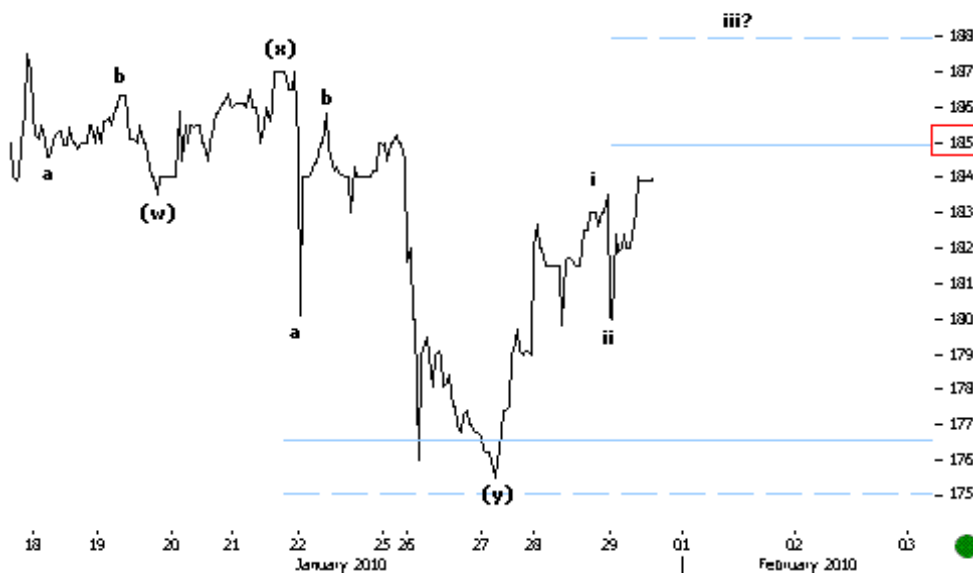
**ROMANIA**  
 BETFI - 27,860.00  
 BET - 5,065.43  
 BETC - 2,966.73

**TICKS**  
 BVB-SIBEX  
 Orpheus CAPITALS



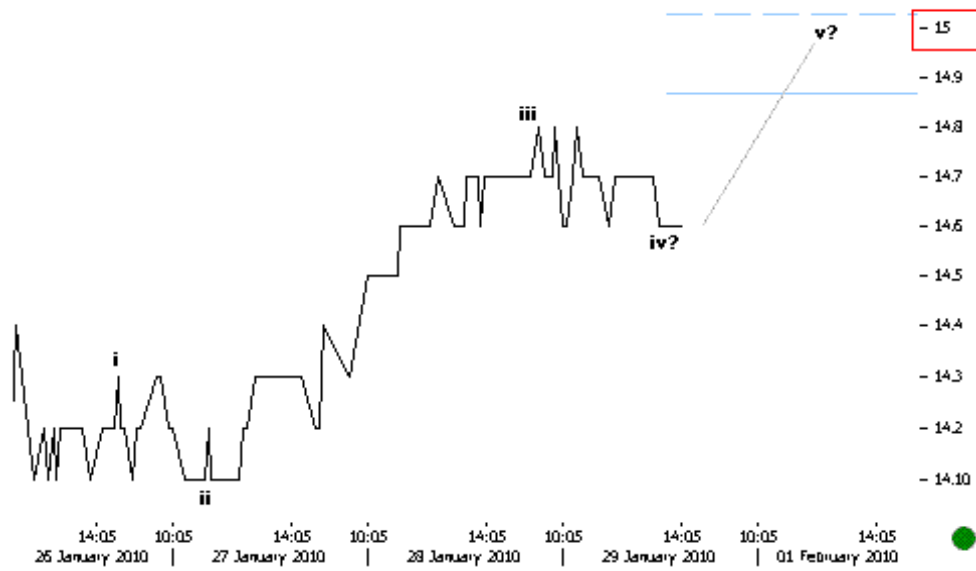
**29.01.10 16:00 BETFI 10MIN**  
 Prices continue to push higher as anticipated.

Preturile continua sa impinga mai sus precum anticipat.



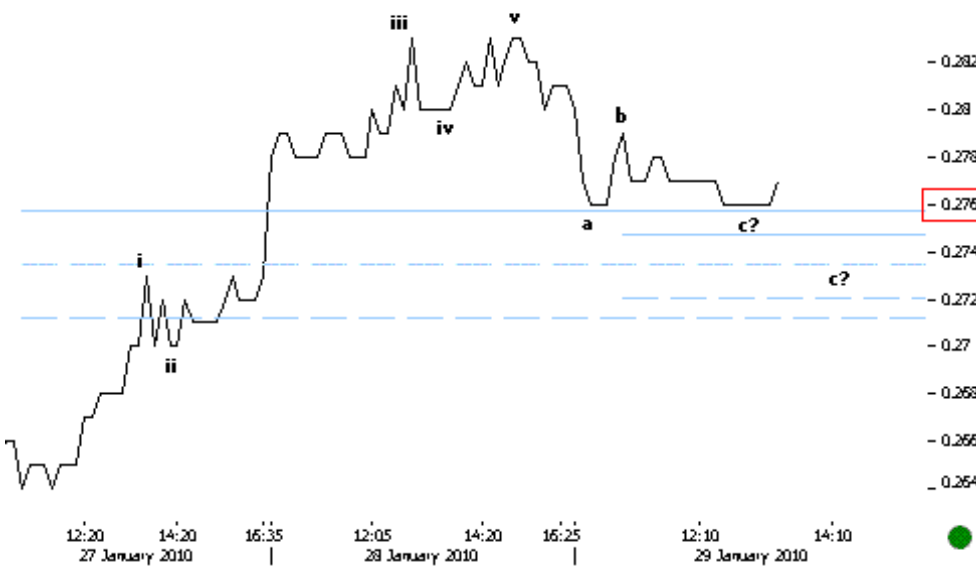
**29.01.10 15:10 TGN 10MIN**  
 This looks like the beginning of a new impulse up. Above key levels at 185 we should get more positive confirmation.

Aceasta pare inceputul unui nou impuls subminor ascendent. Peste nivelurile cheie la 185 avem mai multa confirmare pozitiva.



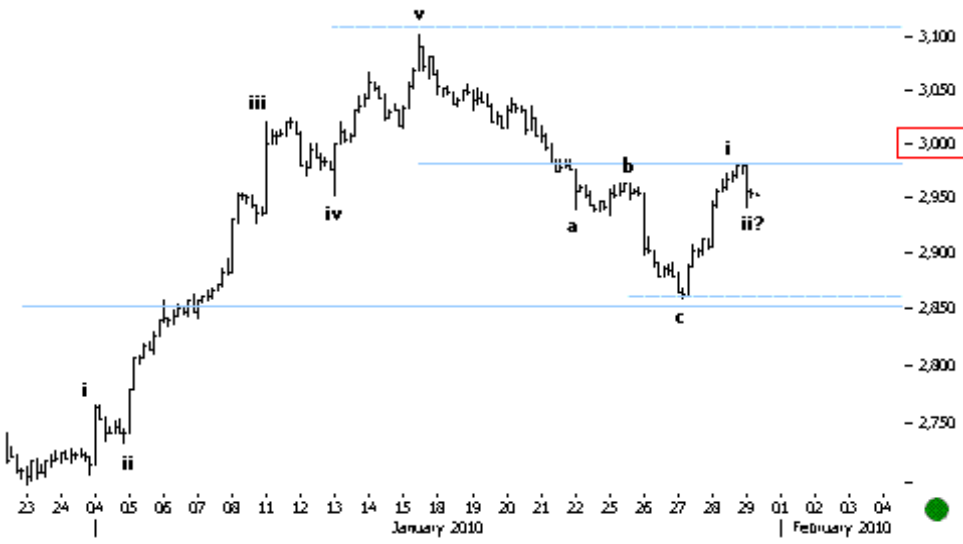
**29.01.10 14:15 BRD 5MIN**  
 Prices are in a subminor impulse up which should push higher till psychological 15 levels.

Preturile sunt intr-un impuls subminor ascendent care ar trebui sa impinga mai sus pana la nivelurile psihologice 15.



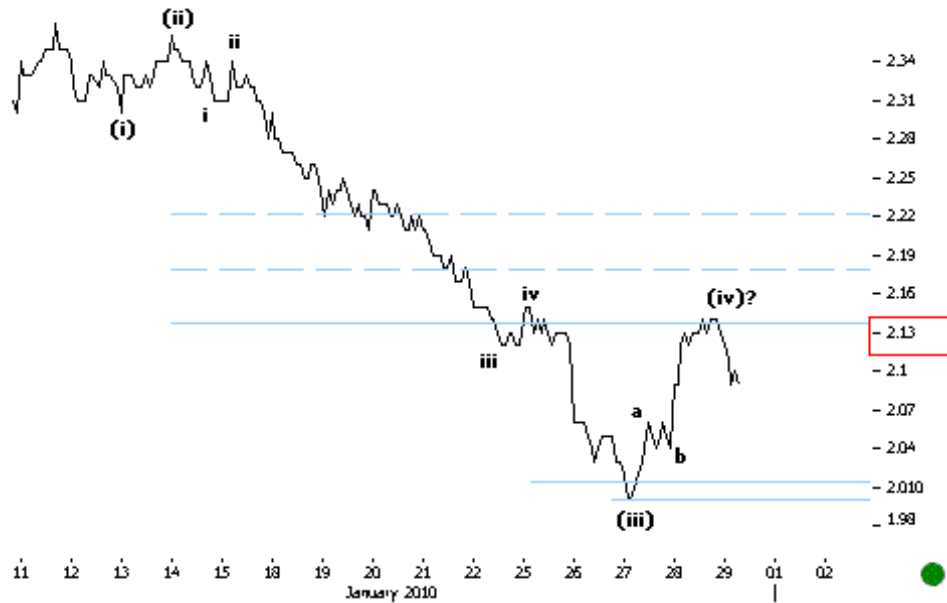
**29.01.10 13:35 SNP 5MIN**  
 Prices are in a subminor corrective structure down. Key supports lie at 0.276-0.274 levels.

Preturile sunt intr-o structura subminora corectiva descendenta. Suporturile cheie se afla la nivelurile 0.276-0.274.



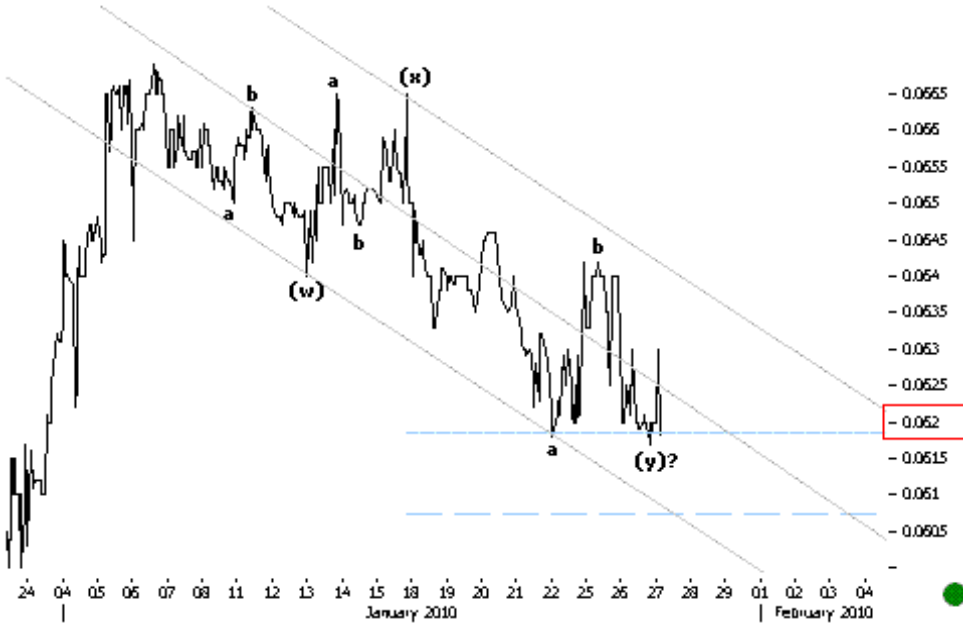
**29.01.10 12:50 BETC 60MIN**  
 We need a clear break above psychological 3,000 levels for a positive confirmation.

Avem nevoie de o bresa clara deasupra nivelurilor psihologice 3,000 pentru o confirmare pozitiva.



**29.01.10 12:10 TLV 30MIN**  
 Prices turn back from anticipated key FIB resistances. We should see a final fifth leg down now.

Preturile se intorc de la rezistentele cheie FIB anticipate. Ar trebui sa vedem un val cinci final acum.



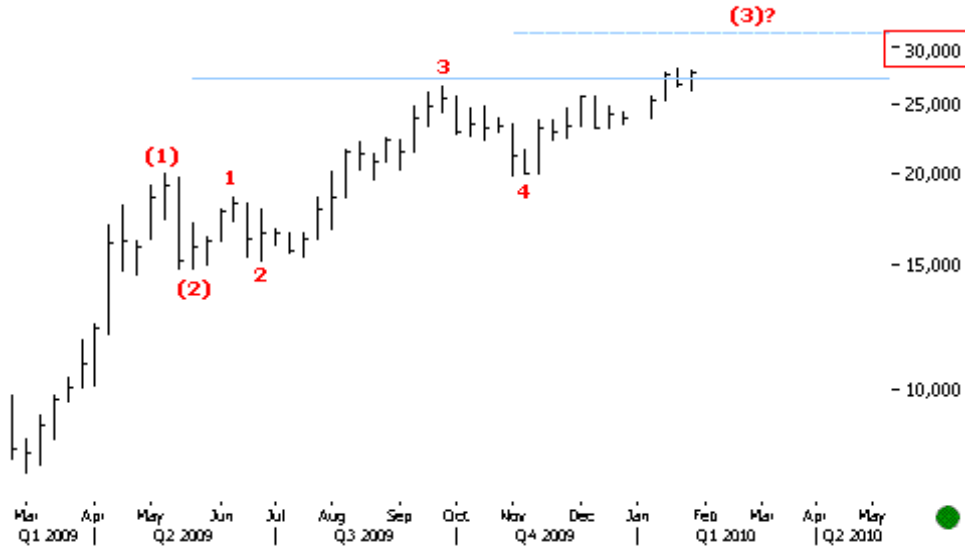
**29.01.10 11:30 RRC 10MIN**  
 Prices are still in a complex corrective structure down. Key supports lie at 0.062 levels.

Preturile sunt in continuare intr-o structura corectiva descendenta. Suporturile cheie se afla la nivelurile 0.062.



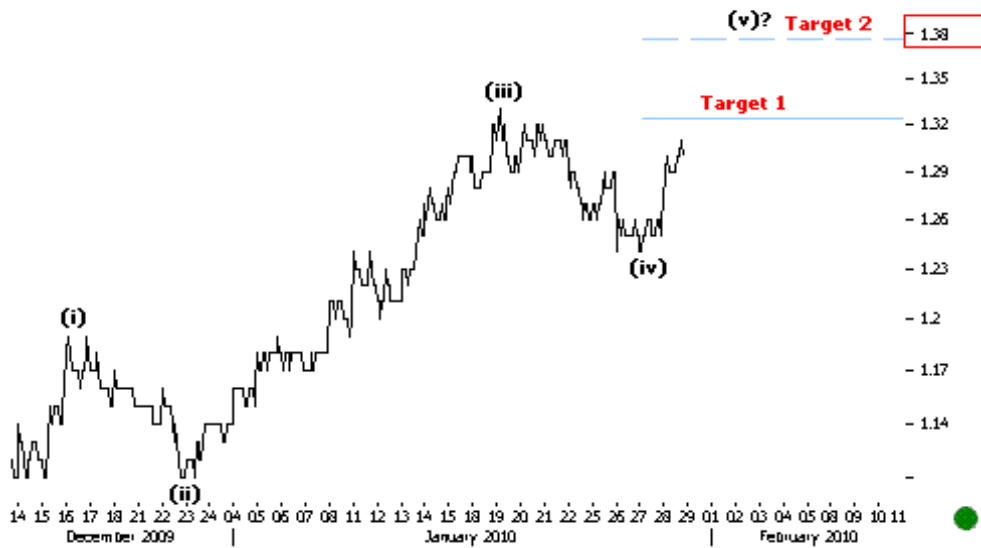
**29.01.10 10:50 BETFI 10MIN**  
 The subminor fifth leg up seems incomplete. We continue to wait for another upmove till key resistances at 28,000-28,200 levels.

Valul cinci subminor ascendent pare incomplet. Continuum sa asteptam inca o urcare pana la rezistentele cheie la nivelurile 28,000-28,200.



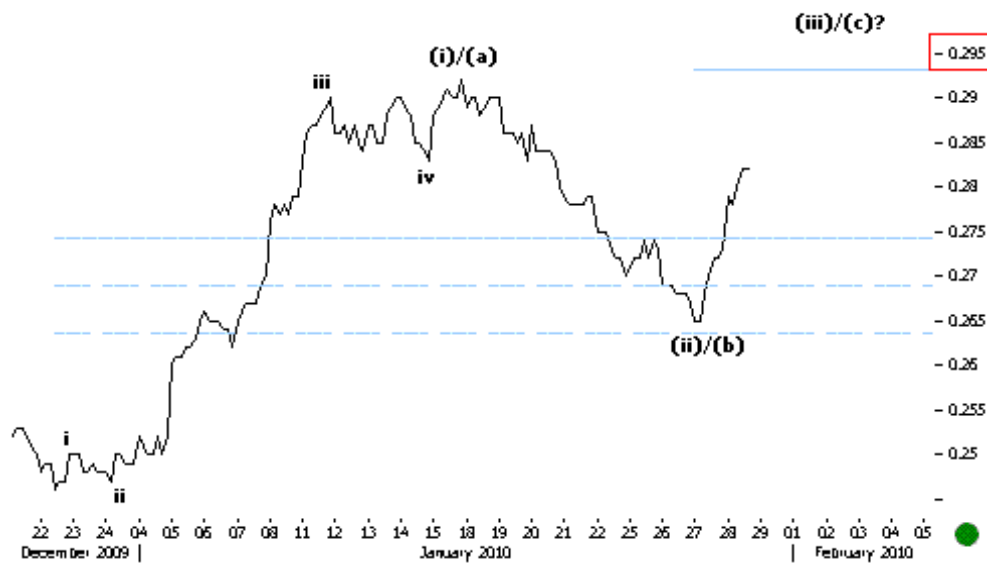
**29.01.10 10:25 BETFI WEEKLY** The intermediate perspective continues to suggest a completing three wave up. Key resistance levels lie at psychological 30,000.

Perspectiva intermediara continua sa sugereze completarea valului trei ascendent. Nivelurile cheie de rezistenta se afla la psihologicul 30,000.



**28.01.10 16:00 SIF2 30MIN** Prices are heading to first target at key 1.32 levels.

Preturile se indreapta spre primul target la nivelurile 1.32.



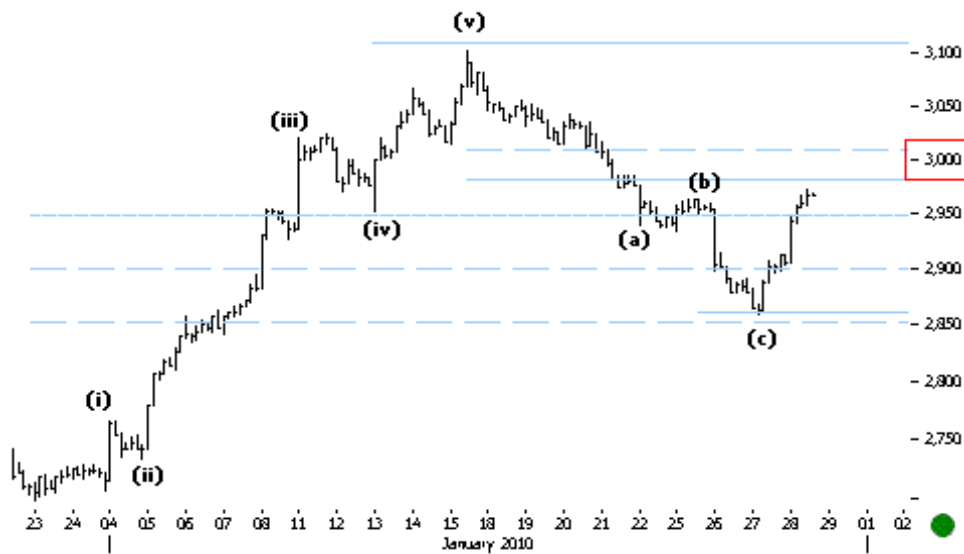
**28.01.10 15:30 SNP 60MIN**  
 Prices continue to push higher.  
 First resistances are at key 0.295 levels.

Preturile continua sa impinga  
 mai sus. Primele rezistente se  
 afla la nivelurile 0.295.



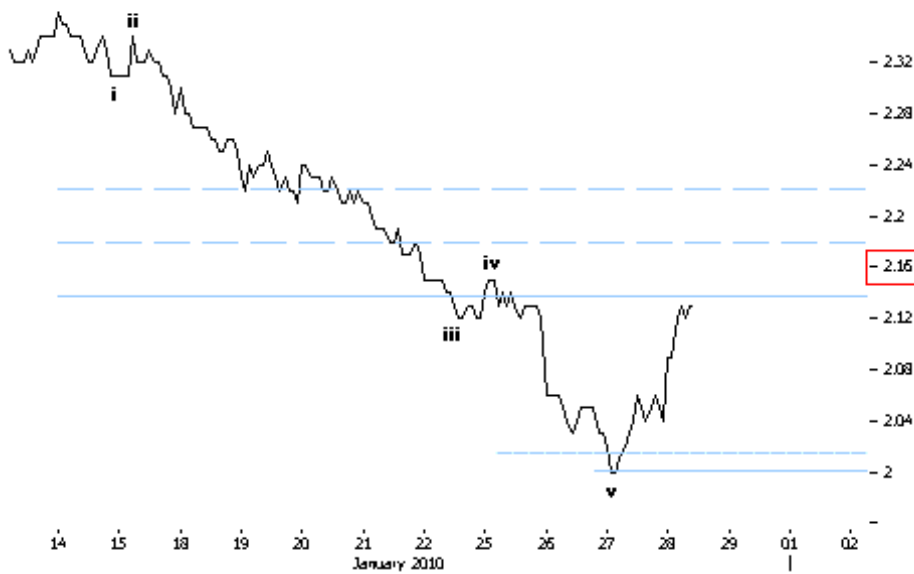
**28.01.10 14:55 BETFI 60MIN**  
 Key target for BETFI lies at  
 psychological 29,000 levels.

Targetul cheie in cazul indicelui  
 BETFI se afla la nivelurile  
 psihologice 29,000.



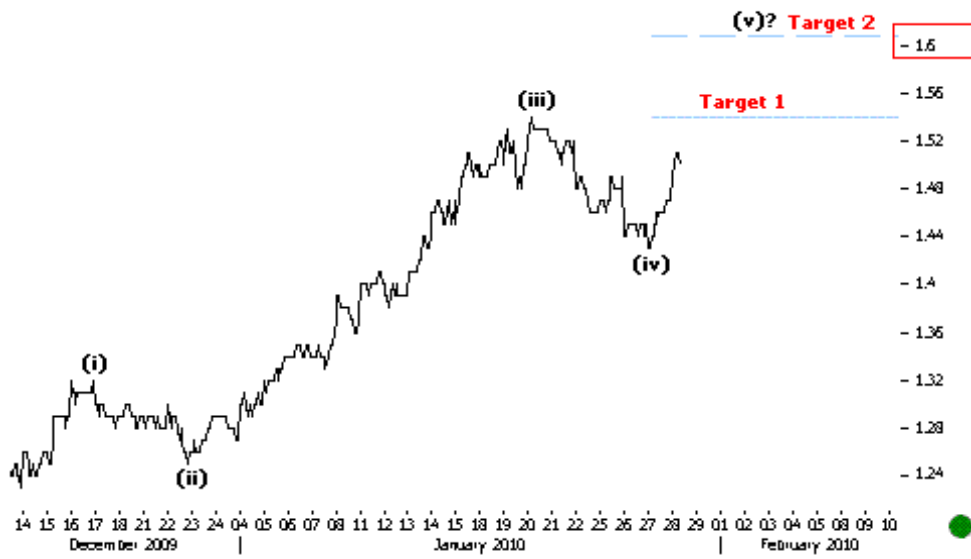
**28.01.10 14:10 BETC 60MIN**  
 We have the same bounce back in the case of BETC. Above psychological 3,000 levels we have more positive confirmation.

Avem aceeași întoarcere și în cazul indicelui BETC. Peste nivelurile psihologice 3,000 avem mai multă confirmare pozitivă.



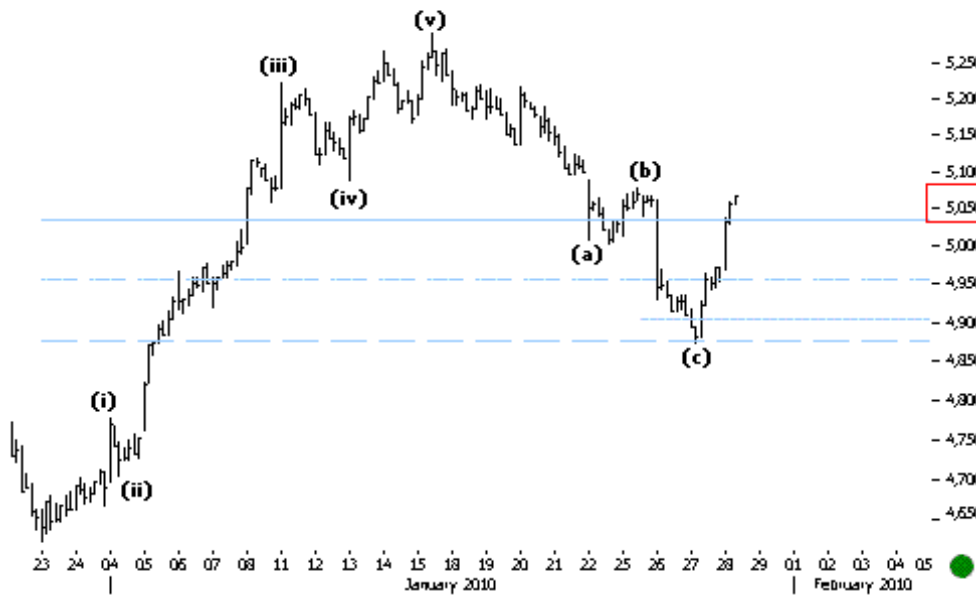
**28.01.10 13:25 TLV 30MIN**  
 Prices continue to push higher after bouncing back from psychological 2 levels. Immediate key FIB resistances lie at 2.14 levels.

Preturile continuă să împingă mai sus după ce s-au întors de la nivelurile psihologice 2. Rezistențele cheie FIB imediate se află la nivelurile 2.14.



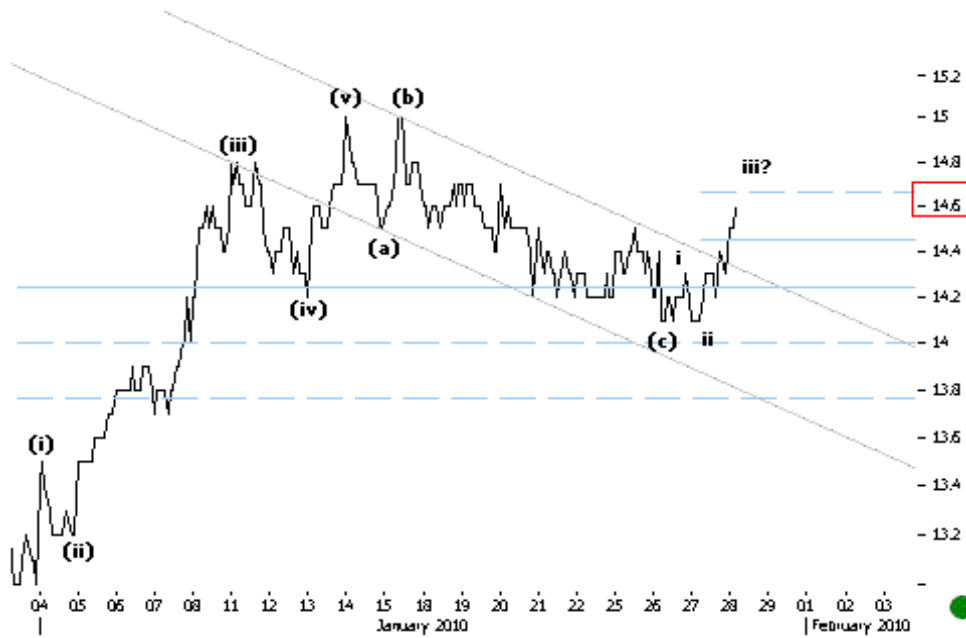
**28.01.10 12:45 SIF5 30MIN**  
 Prices are in the last leg of the larger subminor impulse up.  
 Key target lie at 1.6 levels.

Preturile sunt in ultimul val al structurii impulsive subminore mai largi. Targetul cheie se afla la nivelurile 1.6.



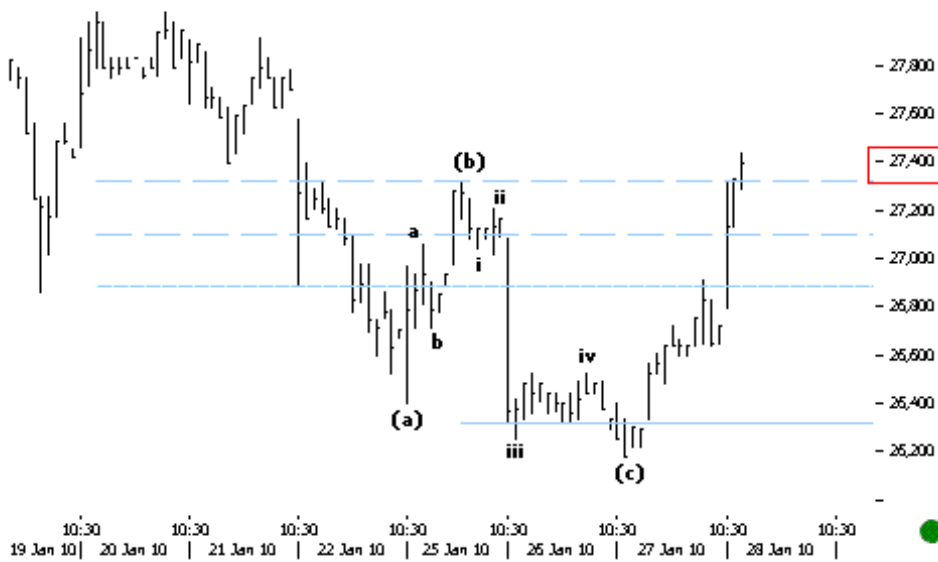
**28.01.10 12:05 BET 60MIN**  
 As anticipated yesterday, prices continued to push higher after completing the corrective structure down.

Precum anticipat ieri, preturile au continuat sa impinga mai sus dupa completarea structurii corective descendente.



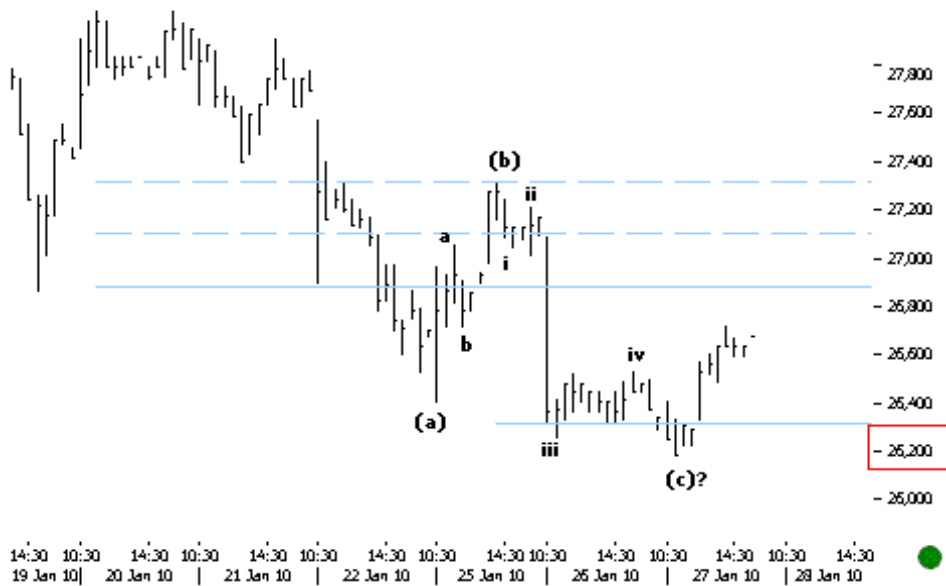
**28.01.10 11:30 BRD 30MIN**  
 Prices break the subminor trend channel resistances. Above key 14.6 levels we should get more positive confirmation.

Preturile sparg rezistentele canalului subminor. Peste nivelurile cheie 14.6 ar trebui sa avem mai multa confirmare pozitiva.

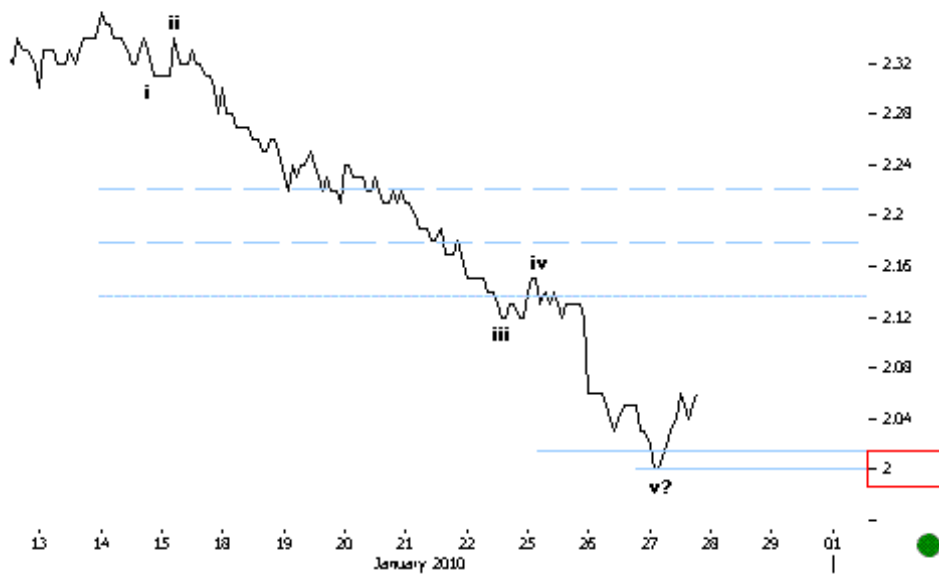


**Happened 28.01.10 11:05**  
 BETFI 30MIN Prices continued to push higher and now broke 0.618 key FIB resistances. This seems to be the beginning of a new subminor impulse up.

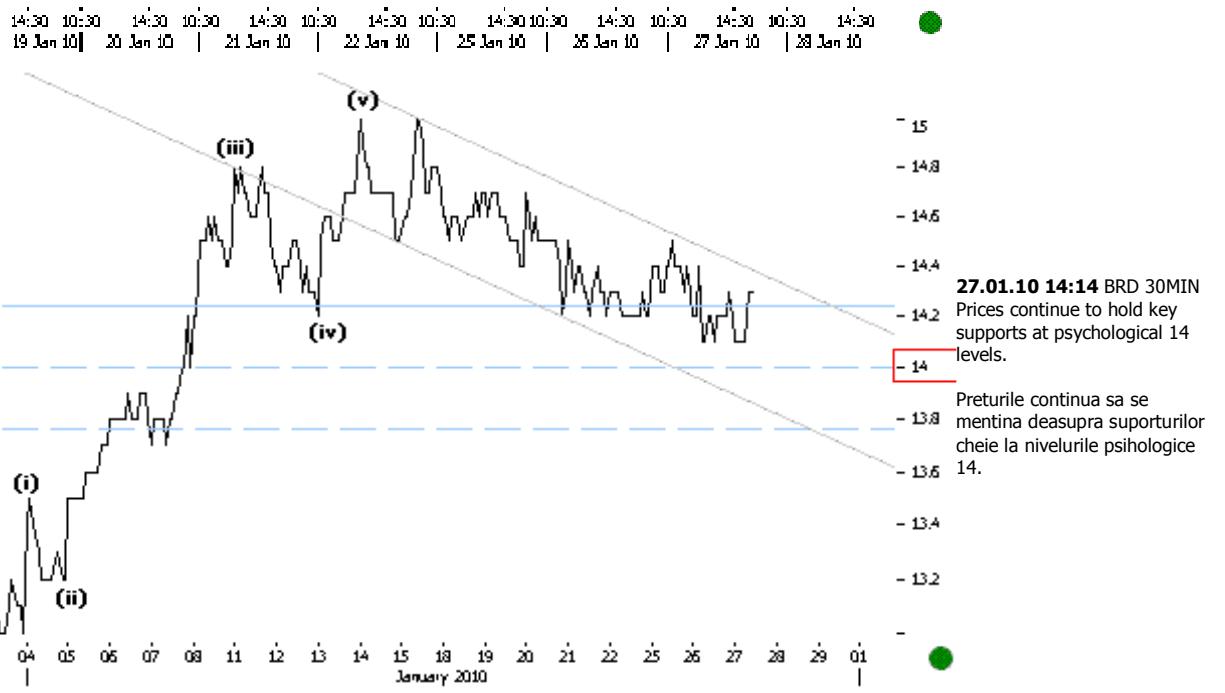
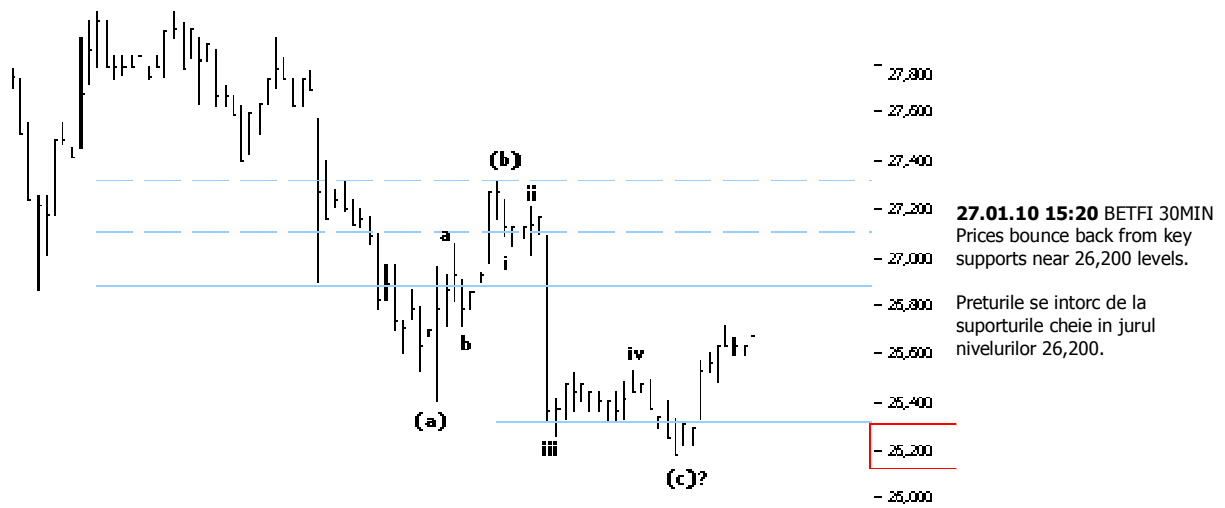
Preturile au continuat sa impinga mai sus si acum au spart rezistentele cheie FIB 0.618. Aceasta pare a fi inceputul unui nou impuls subminor ascendent.

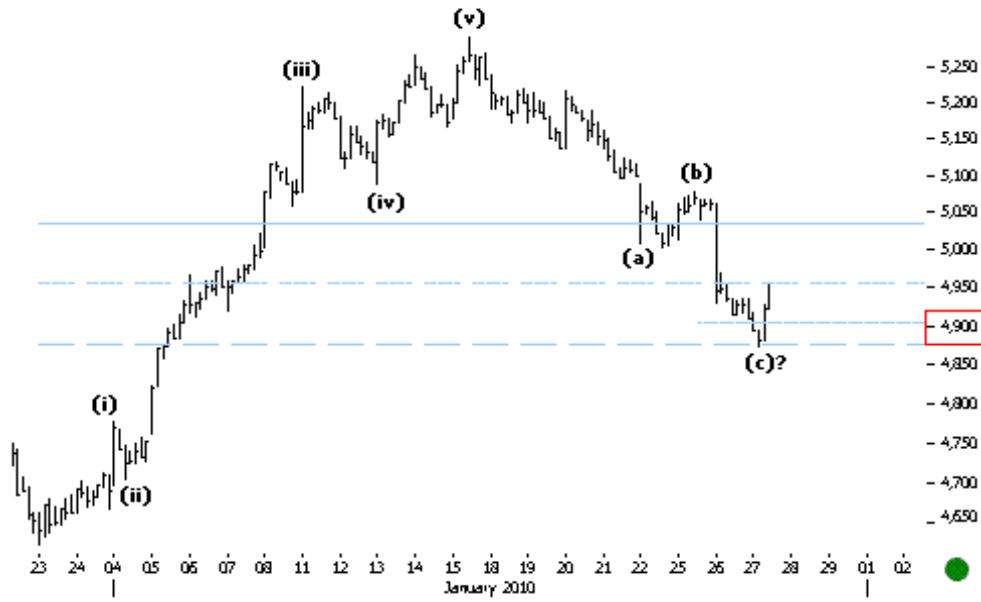


**Anticipated**  
**Ticks.Rom270110 BETFI**  
 30MIN Prices bounced back from key supports at 26,200. We needed further upside to call the corrective structure down complete.  
 Preturile s-au intors de la suporturile cheie la nivelurile 26,200. Aveam nevoie de mai multa urcare pentru a considera structura corectiva descendenta completa.



**27.01.10 15:55 TLV 30MIN**  
 Prices bounce back from psychological 2 levels. We could see a subminor corrective up now.  
 Preturile se intorc de la nivelurile psihologice 2. Am putea vedea o corectie subminora ascendenta acum.



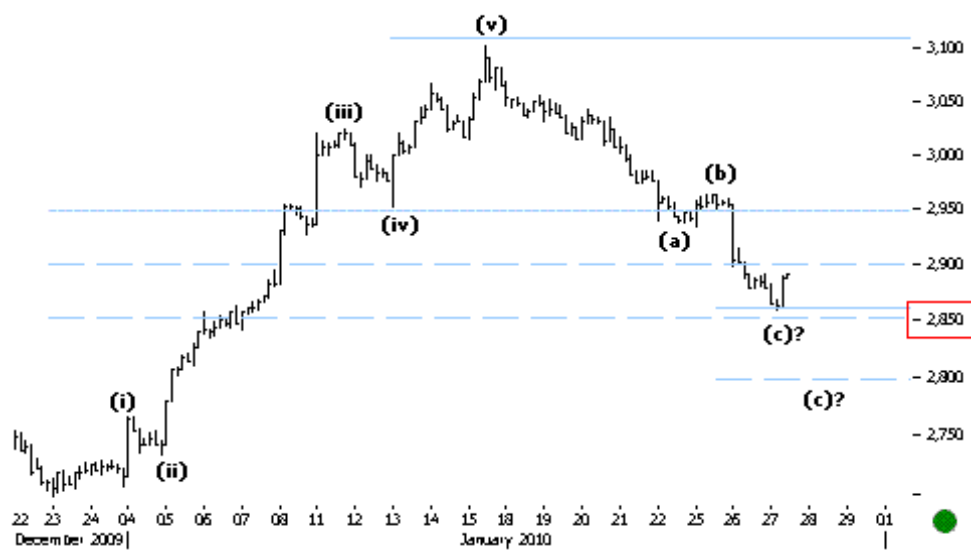


- 5,250  
 - 5,200  
 - 5,150  
 - 5,100  
 - 5,050  
 - 5,000  
 - 4,950  
 - 4,900  
 - 4,850  
 - 4,800  
 - 4,750  
 - 4,700  
 - 4,650

**27.01.10 13:25 BET 60MIN**  
 We have the same bounce back in the case of BET. Above key 4,900 we remain positive on subminor.

- 4,900  
 - 4,850  
 - 4,800

Avem aceeasi intoarcere si in cazul indicelui BET. Peste nivelurile 4,900 ramanem pozitivi.

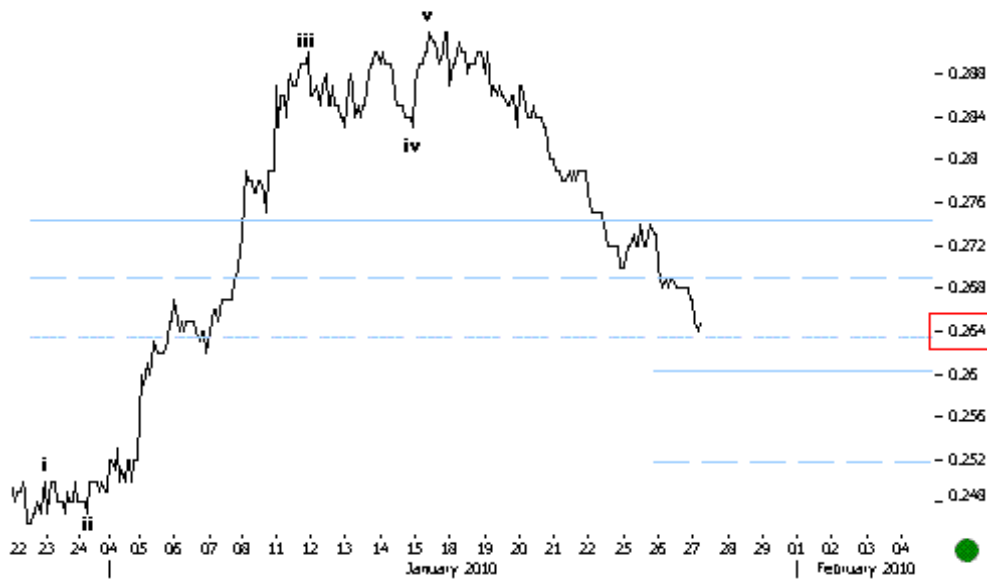


- 3,100  
 - 3,050  
 - 3,000  
 - 2,950  
 - 2,900  
 - 2,850  
 - 2,800  
 - 2,750

**27.01.10 13:10 BETC 60MIN**  
 Prices bounce back from key supports at 2,850 levels. A continued upmove from here would suggest that the corrective structure down is already complete.

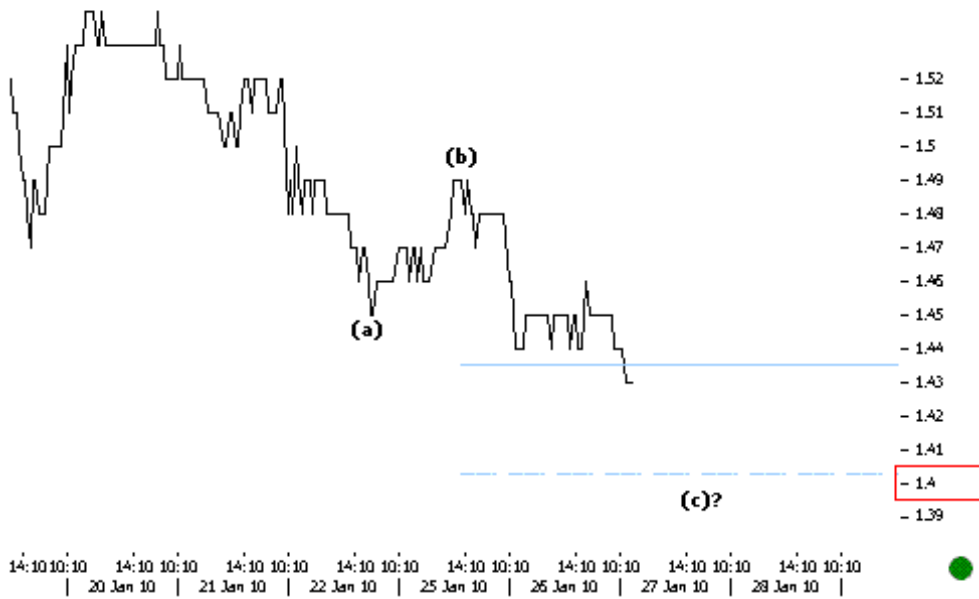
- 2,850  
 - 2,800

Preturile se intorc de la suporturile cheie la nivelurile 2,850. O continua urcare ar sugera ca structura corectiva descendenta este deja completa.



**27.01.10 12:00** SNP 30MIN  
 Prices continued to push lower till 0.618 key FIB levels. A clear break here would push prices lower till next supports at 0.26-0.252 levels.

Preturile au continuat sa impinga mai jos pana la nivelurile cheie FIB 0.618. O bresa clara aici ar impinge preturile mai jos pana la urmatoarele suporturi la nivelurile 0.26-0.252.



**27.01.10 11:00** SIF5 10MIN  
 Prices continue to push lower in the (c) wave down. Sub key 1.44 levels we continue to look lower till psychological 1.4.

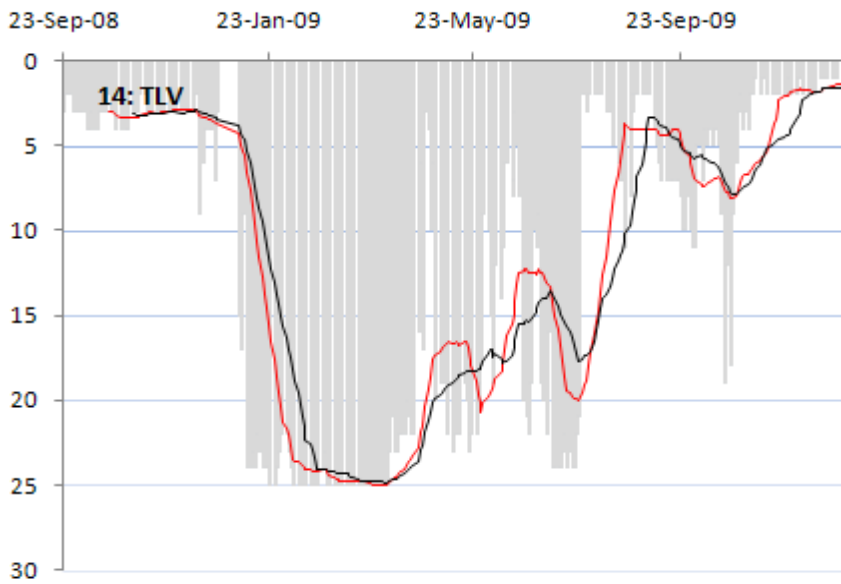
Preturile continua sa impinga mai jos in valul (c) descendent. Sub nivelurile cheie la 1.44 continuam sa privim in jos pana la nivelurile psihologice 1.4.





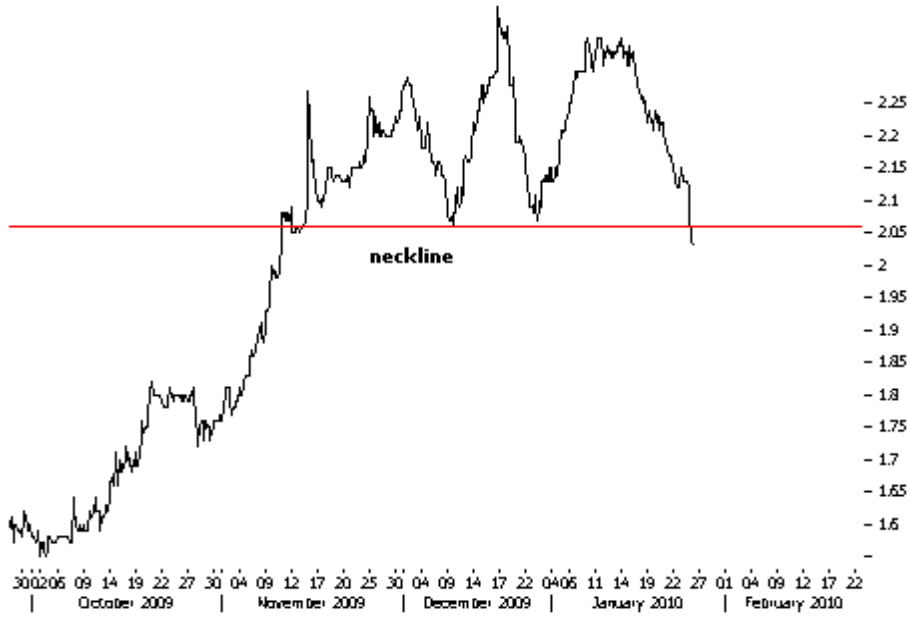
**14:39 26.01.10** BETFI PREFERRED (Preferat) Above 26,000 we continue to look at current down move as a iv wave corrective that should push higher.

Peste 26000 continuam sa vedem miscarea descendenta curenta ca un val iv corector care ar trebui sa impinga mai sus.



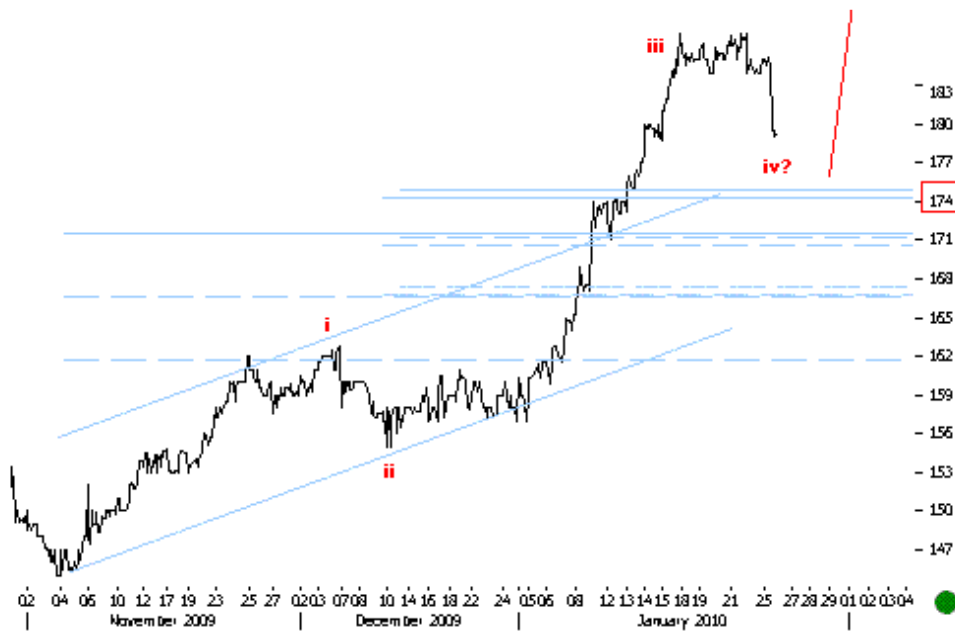
**14:32** TLV The performance cycles points lowers.

Ciclul de performanta indica in jos.



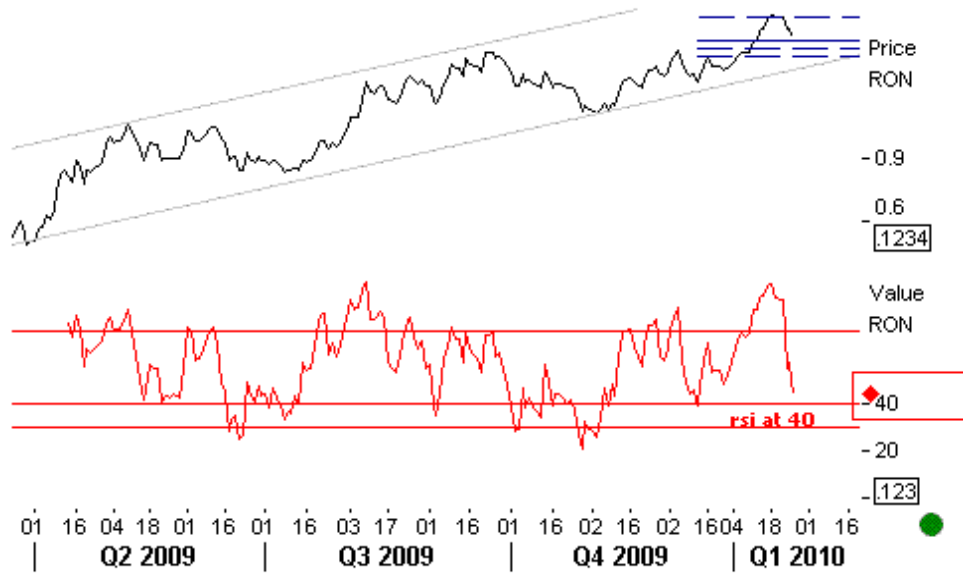
**13:24 26.01.10 TLV 60MIN**  
 Prices make a reversal pattern and break the neckline at 2.05. Minor trend remains negative.

Preturile formeaza un tipar de intoarcere si sparg linia neckline la 2.05. Trend-ul minor ramane negativ.



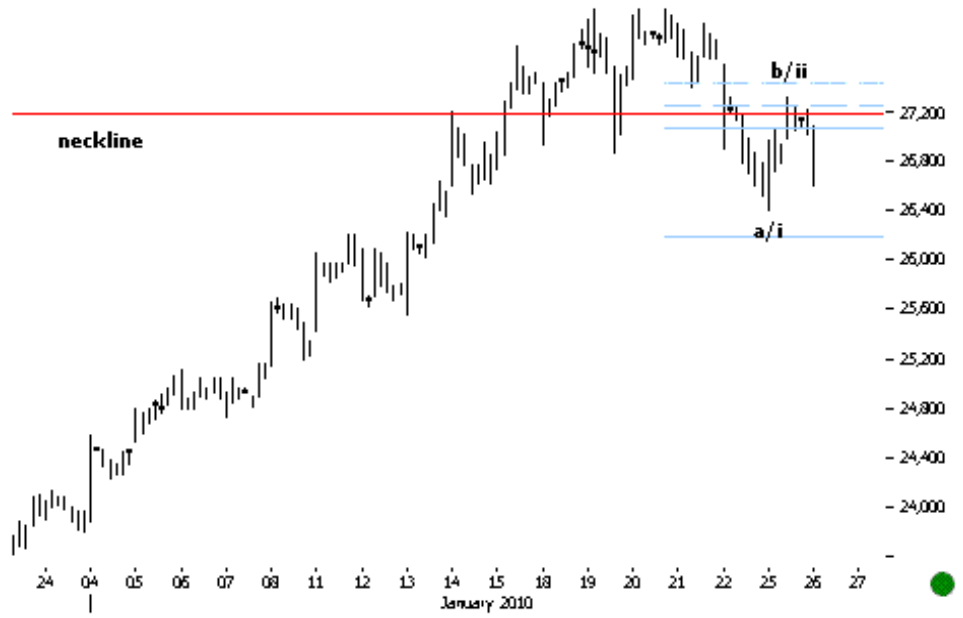
**26.01.10 12:18 TGN 60MIN**  
 Prices are moving in a iv wave lower. This should be followed by a v wave leg up. Key supports lie at 174.

Preturile se misca intr-un val descendent iv. Acesta ar trebui sa fie urmat de un val ascendent v. Suporturile cheie se afla la 174.



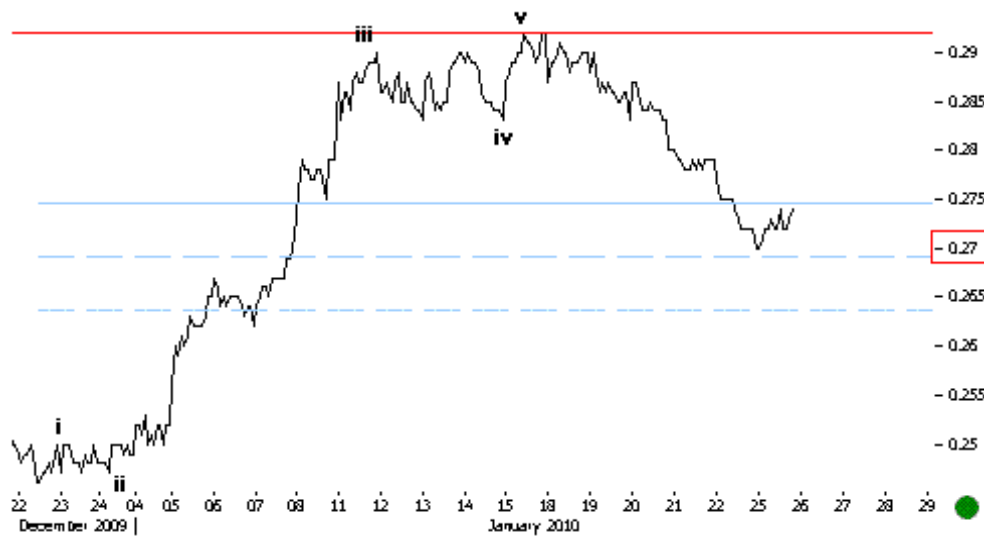
**26.01.10 10:58** SIF5. MAR ZILNIC Overreactive RSI momentum and prices above key levels at 1.44 keep preferred view still positive.

RSI momentum suprareactiv si preturile peste nivelurile cheie la 1.44 mentin opinia pozitiva inca.



**26.01.10 10:19** BETFI 60MIN Sub 27,000 we continue to look lower in a c/iii wave down till 26,000.

Sub 27,000 continuam sa privim in jos (intr-un val c/iii descendent) pana la 26,000.

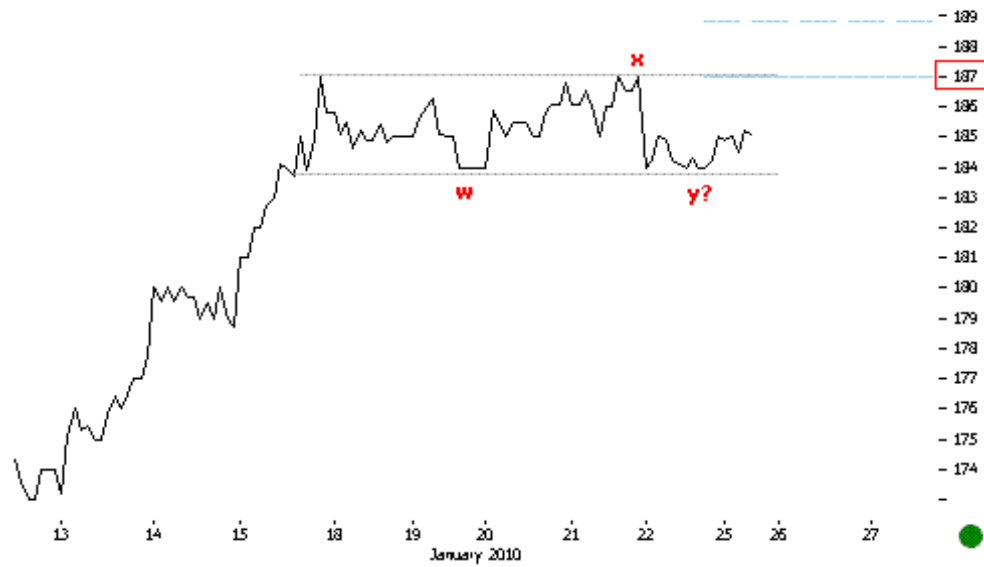


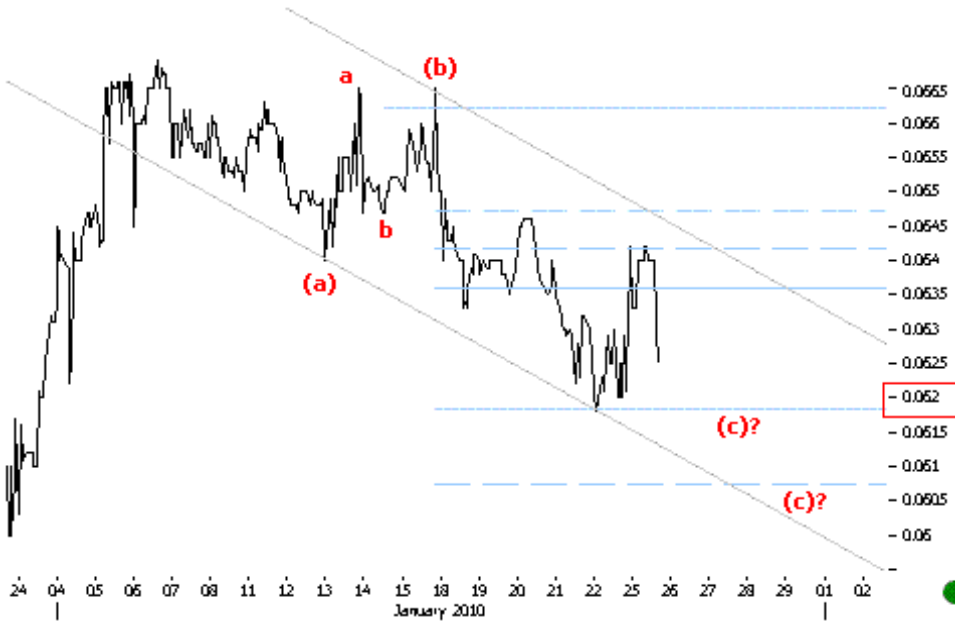
**25.01.10 16:00 SNP 30MIN**  
Prices bounce back from key FIB supports at 0.27 levels.

- 0.29  
- 0.285  
- 0.28  
- 0.275  
- 0.27  
- 0.265  
- 0.26  
- 0.255  
- 0.25

**25.01.10 15:30 TGN 30MIN**  
The current sideways action looks like a corrective which should push prices higher. We should have a positive confirmation above key 187 levels.

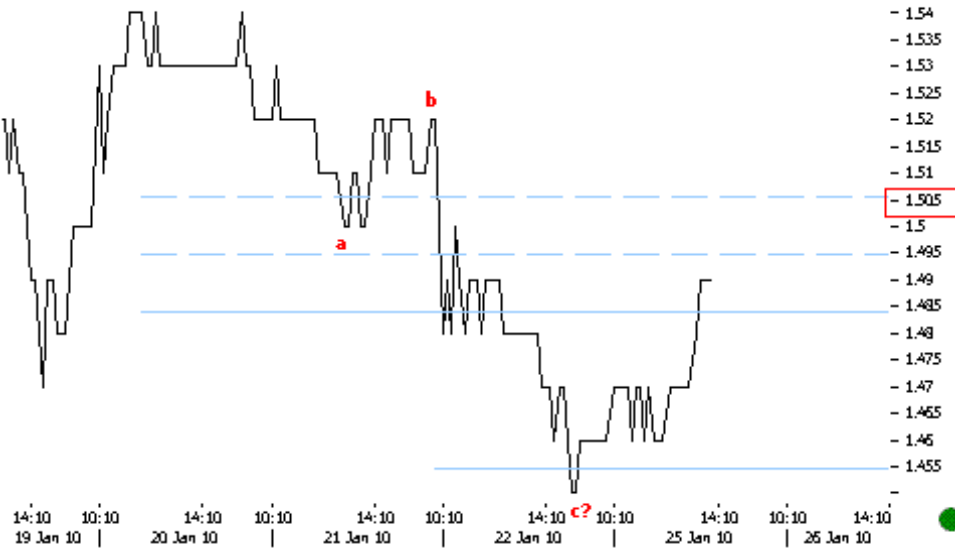
- 189  
- 188  
- 187  
- 186  
- 185  
- 184  
- 183  
- 182  
- 181  
- 180  
- 179  
- 178  
- 177  
- 176  
- 175  
- 174  
-





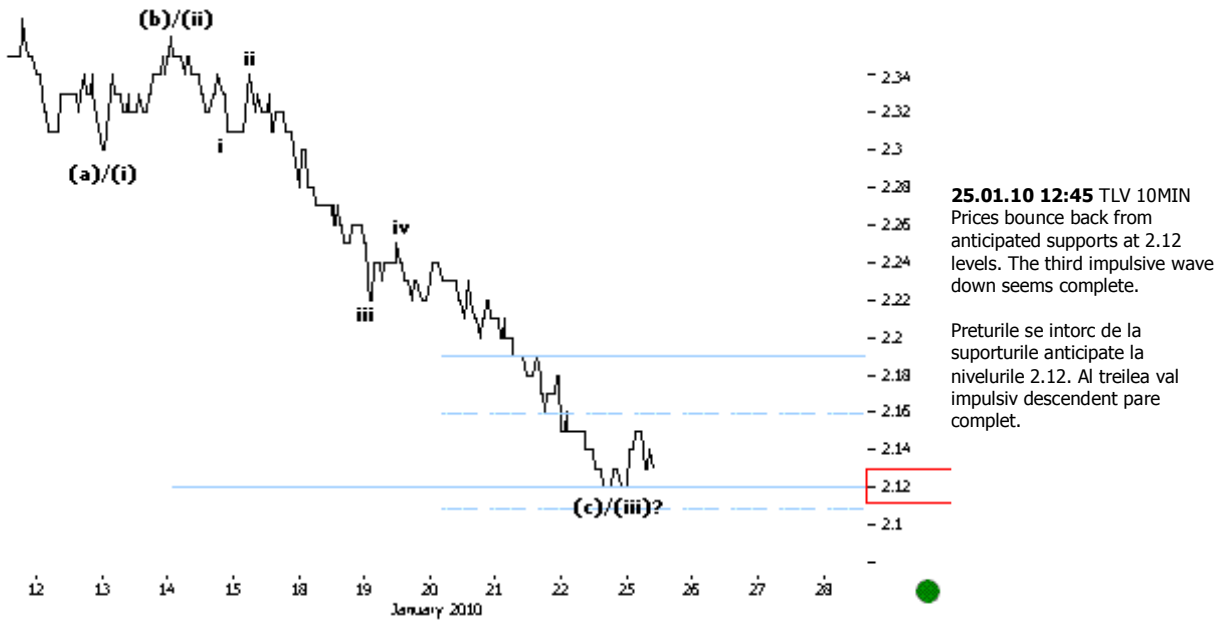
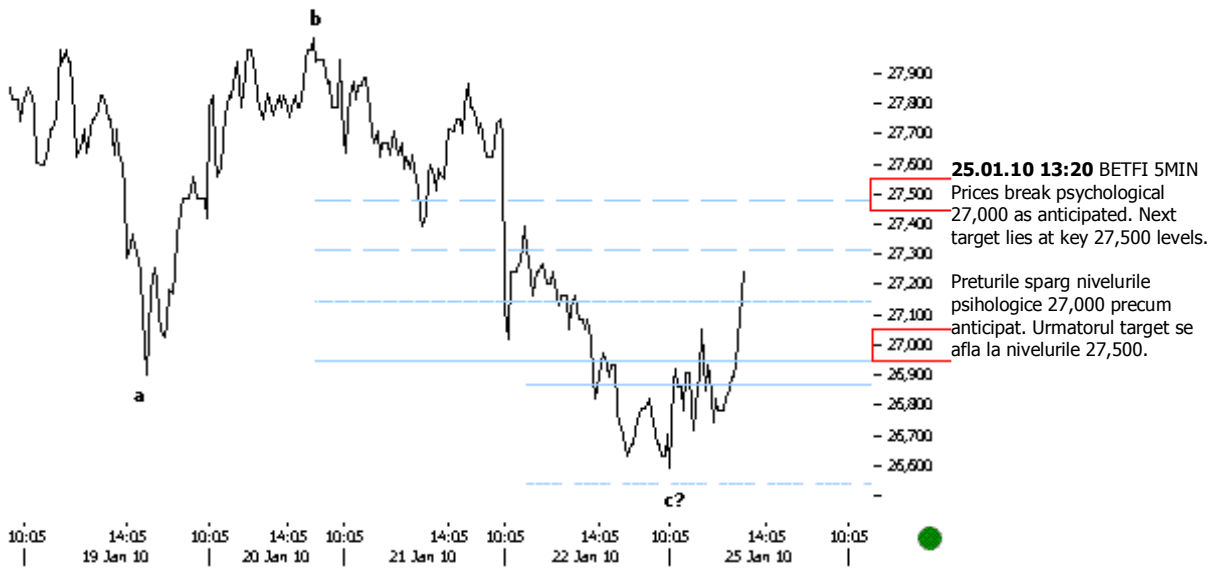
**25.01.10 14:50 RRC 10MIN**  
The third leg down seems incomplete. Key supports lie at 0.062-0.061 levels.

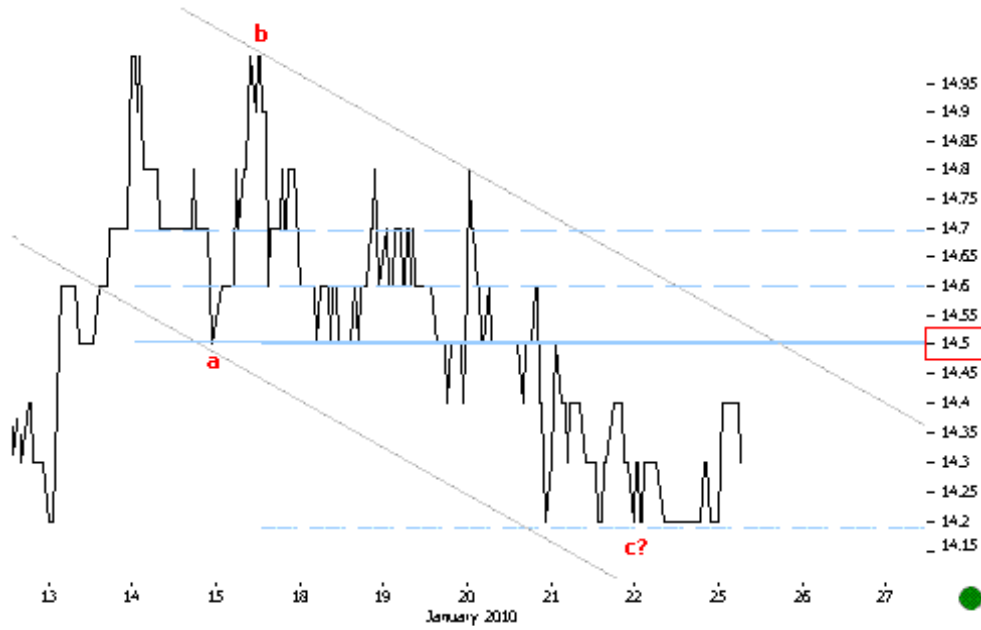
Al treilea val descendent pare incomplet. Suporturile cheie se afla la nivelurile 0.062-0.061.



**25.01.10 13:55 SIF5 10MIN**  
Prices continue to push higher. Next target lies at key 1.505 levels.

Preturile continua sa impinga mai sus. Urmatorul target se afla la nivelurile 1.505.

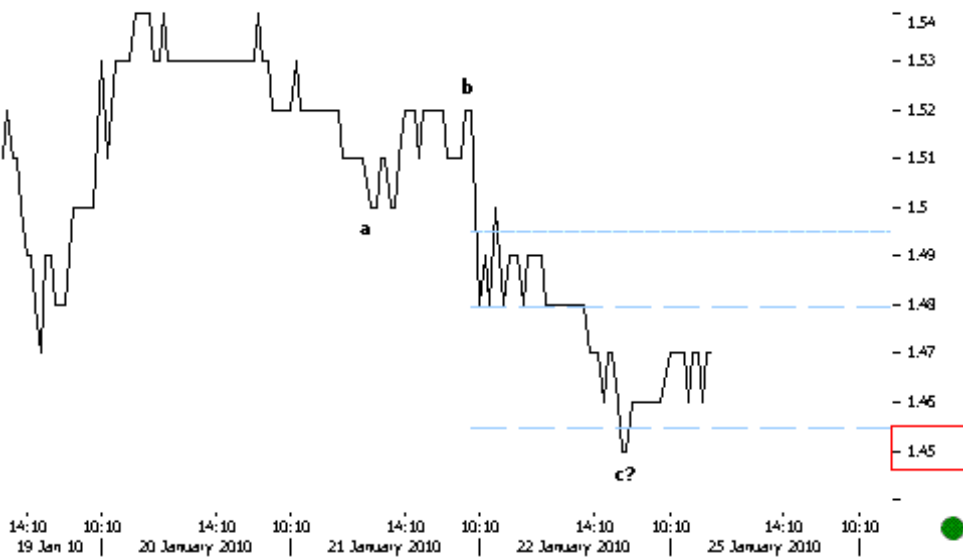




- 14.95  
 - 14.9  
 - 14.85  
 - 14.8  
 - 14.75  
 - 14.7  
 - 14.65  
 - 14.6  
 - 14.55  
 - 14.5  
 - 14.45  
 - 14.4  
 - 14.35  
 - 14.3  
 - 14.25  
 - 14.2  
 - 14.15

**25.01.10 12:10 BRD 10MIN**  
 Prices continue to hold key supports at 14.2 levels. Above key 14.5 levels we should have a positive confirmation.

Preturile continua sa se mentina deasupra suporturilor cheie la nivelurile 14.2. Deasupra nivelurilor cheie la 14.5 ar trebui sa avem o confirmare pozitiva.



- 1.54  
 - 1.53  
 - 1.52  
 - 1.51  
 - 1.5  
 - 1.49  
 - 1.48  
 - 1.47  
 - 1.46  
 - 1.45  
 -

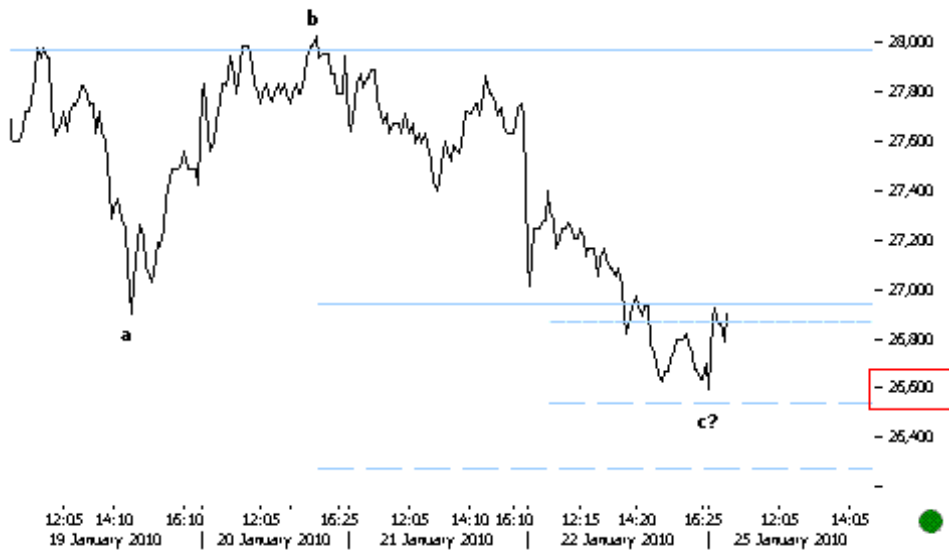
**25.01.10 11:30 SIF5 10MIN**  
 As anticipated, prices pushed lower till key supports at 1.45 levels to complete the c wave down.

Precum anticipat, preturile au impins mai jos pana la suporturile cheie la nivelurile 1.45 pentru a completa valul c descendent.



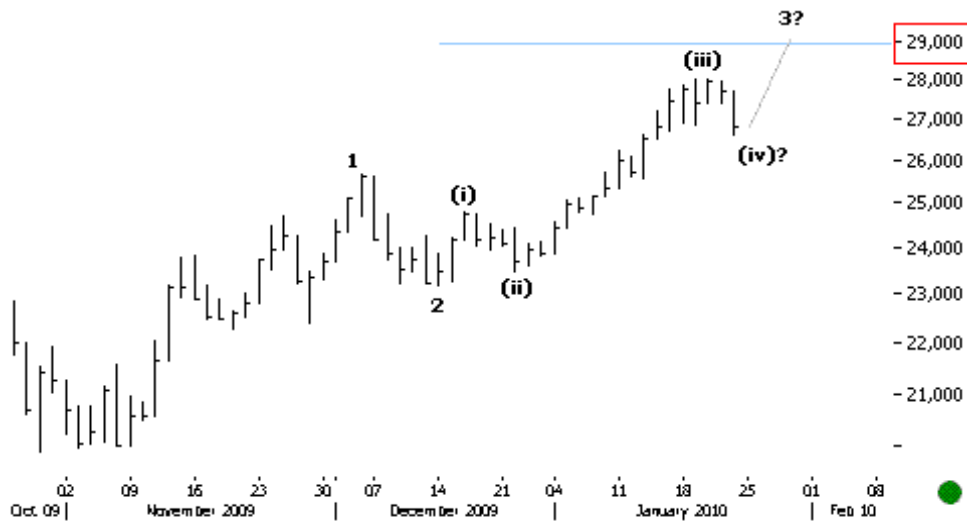
**25.01.10 10:55 SIF2 60MIN**  
 Prices bounced back from key supports at 1.26 levels. We are now looking higher in the fifth leg up. First target lies at key 1.34 levels.

Preturile s-au intors de la suporturile cheie la nivelurile 1.26. Continuum sa privim in sus in al cincilea val ascendent. Primul target se afla la nivelurile 1.34.



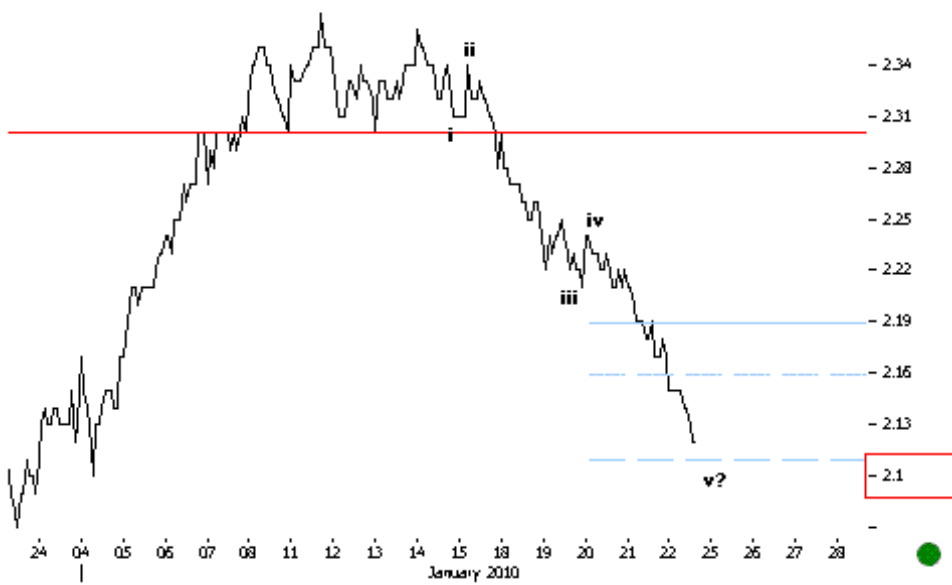
**25.01.10 10:35 BETFI 5MIN**  
 Prices bounce back from key supports at 26,600 levels. Above psychological 27,000 levels we should get more positive confirmation.

Preturile se intorc de la suporturile cheie la nivelurile 26,600. Peste nivelurile psihologice 27,000 ar trebui sa avem mai multa confirmare pozitiva.



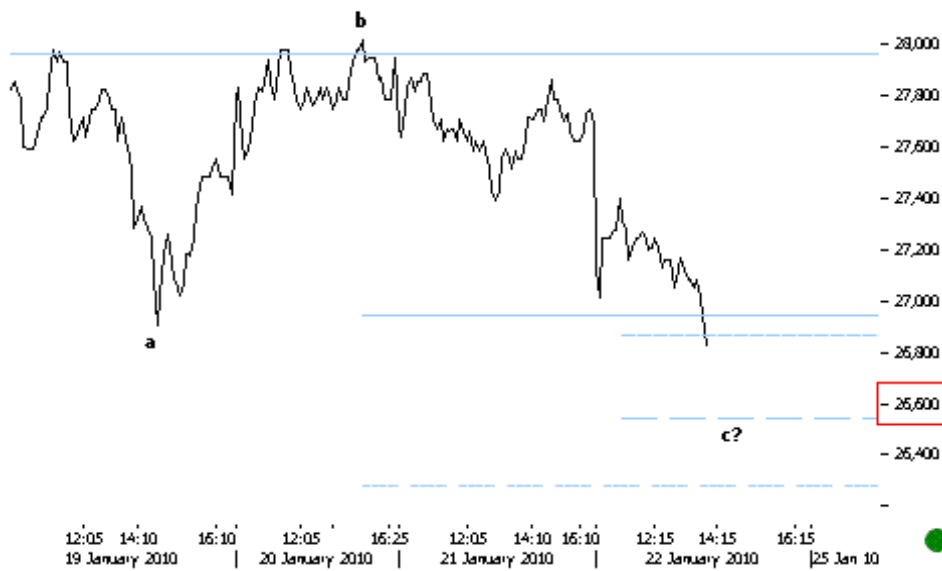
**22.01.10 16:00 BETFI ZILNIC**  
The daily perspective continues to point higher till 29,000.

Perspectiva zilnica continua sa indice in sus pana la 29,000.



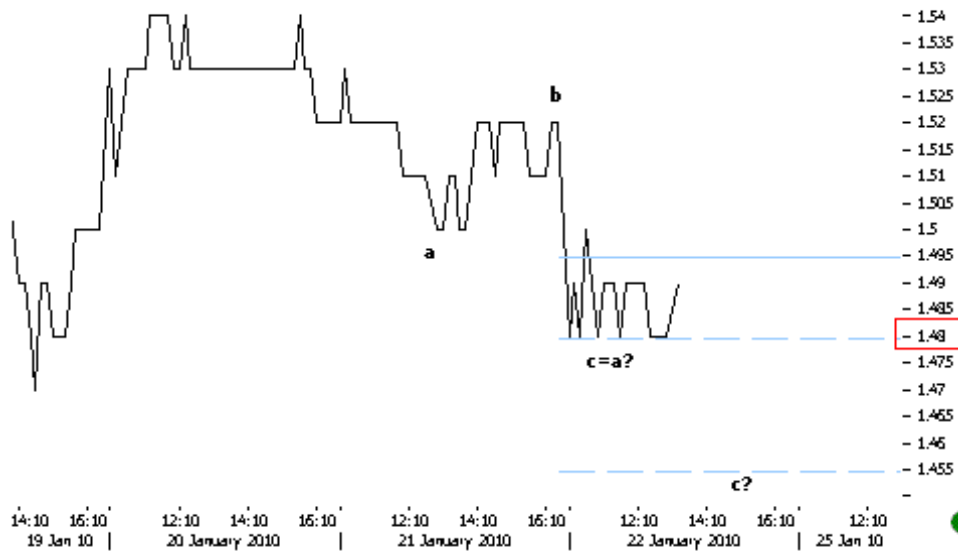
**22.01.10 15:00 TLV 30MIN**  
As anticipated, prices broke key levels at 2.19 and seem to be heading to previous lows.

Precum anticipat, preturile au spart nivelurile cheie la 2.19 si par sa se indrepte spre minimele anterioare.



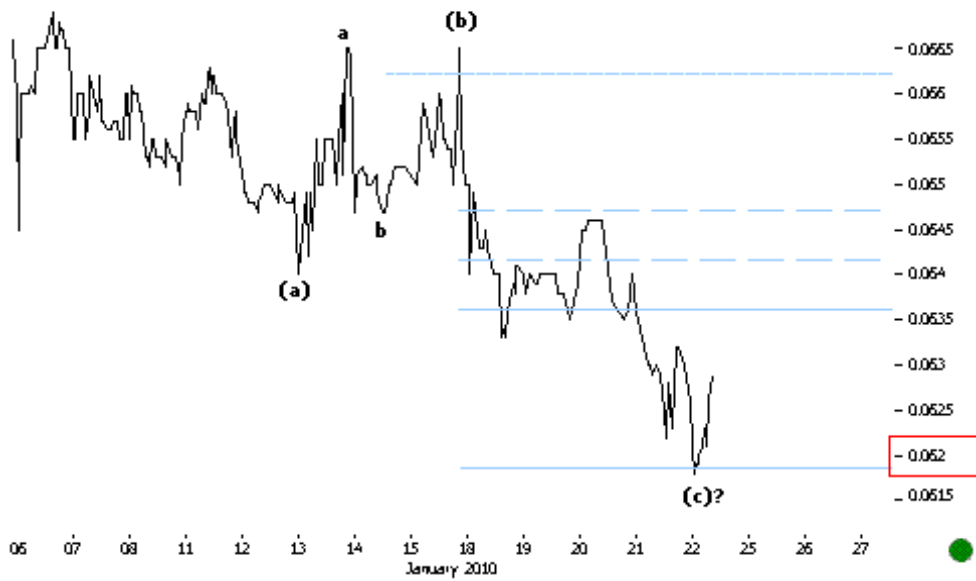
**22.01.10 14:00** BETFI 5MIN  
 Prices continue to push lower in the c wave down. Next supports are at key 26,600 levels.

Preturile continua sa impinga mai jos in valul c descendent. Urmatoarele suporturi se afla la nivelurile cheie 26,600.



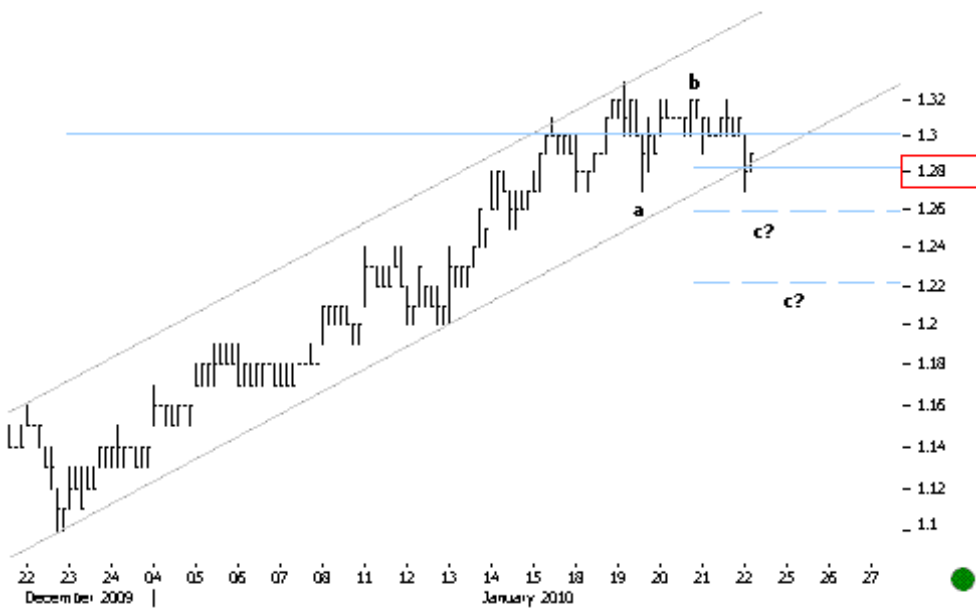
**22.01.10 13:15** SIF5 10MIN  
 The corrective structure down continues. Sub key 1.48 we continue to look lower till key 1.455 levels.

Structura corectiva descendenta continua. Sub 1.48 continuam sa privim mai jos pana la nivelurile cheie 1.455.



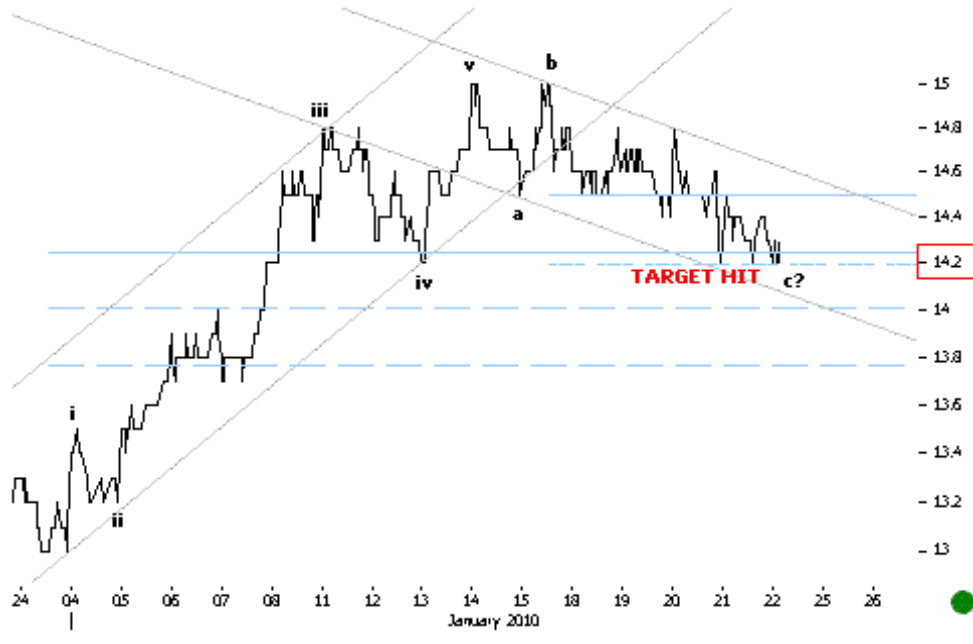
**22.01.10 12:30 RRC 10MIN**  
Prices bounce back from anticipated supports at 0.062.

Preturile se intorc de la suporturile anticipate la nivelurile 0.062.



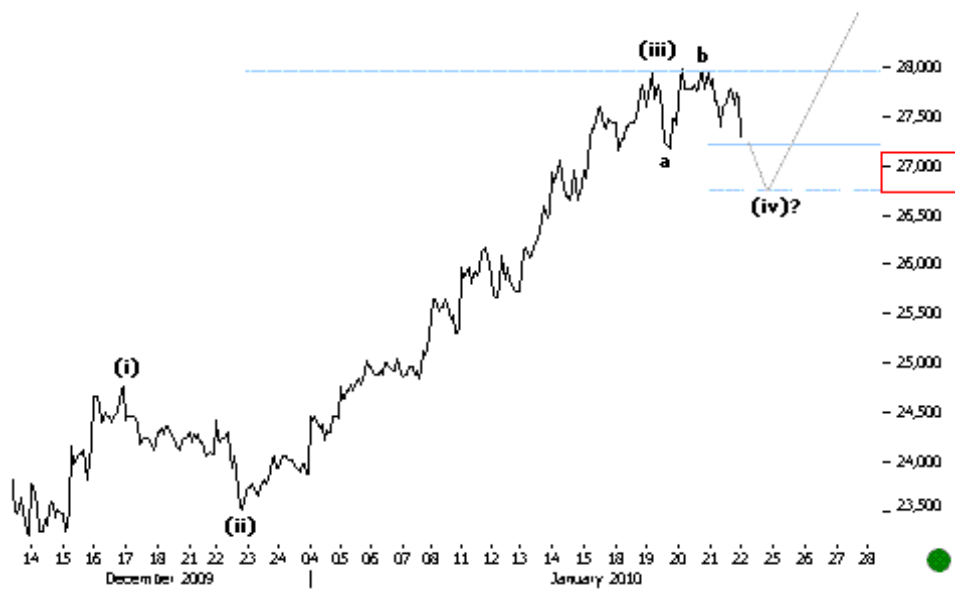
**22.01.10 11:55 SIF2 60MIN**  
Prices are retesting the trend channel supports. A clear break here would push prices lower to next supports at 1.26-1.22 levels.

Preturile retesteaza suporturile canalului. O bresa clara aici ar impinge preturile mai jos pana la urmatoarele suporturi la nivelurile 1.26-1.22.



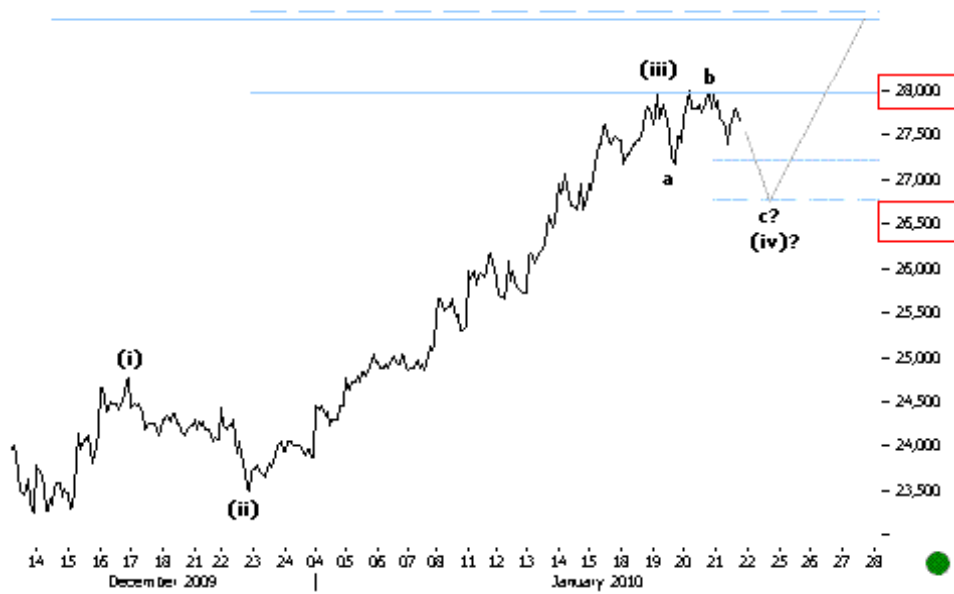
**22.01.10 11:00 BRD 10MIN**  
 As anticipated, prices pushed lower in the c wave down till key levels at 14.2.

Precum anticipat, preturile au impins mai jos in valul c descendent pana la nivelurile 14.2.



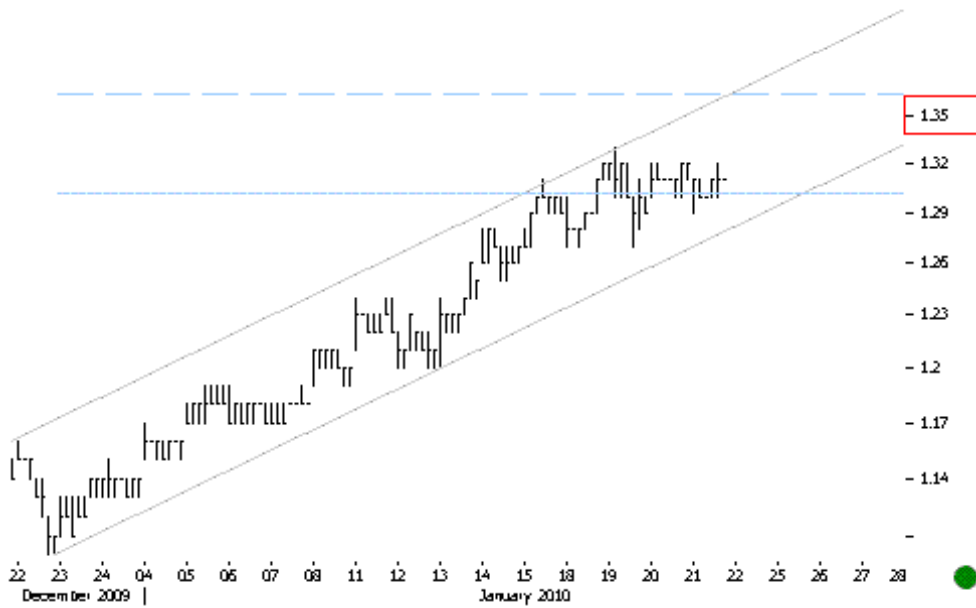
**22.01.10 10:30 BETFI 30MIN**  
 As anticipated, prices continue to move in a corrective structure down. Key supports lie at 27,000-26,760 levels.

Precum anticipat, preturile continua sa se miste intr-o structura corectiva descendenta. Suporturile cheie se afla la nivelurile 27,000-26,760.



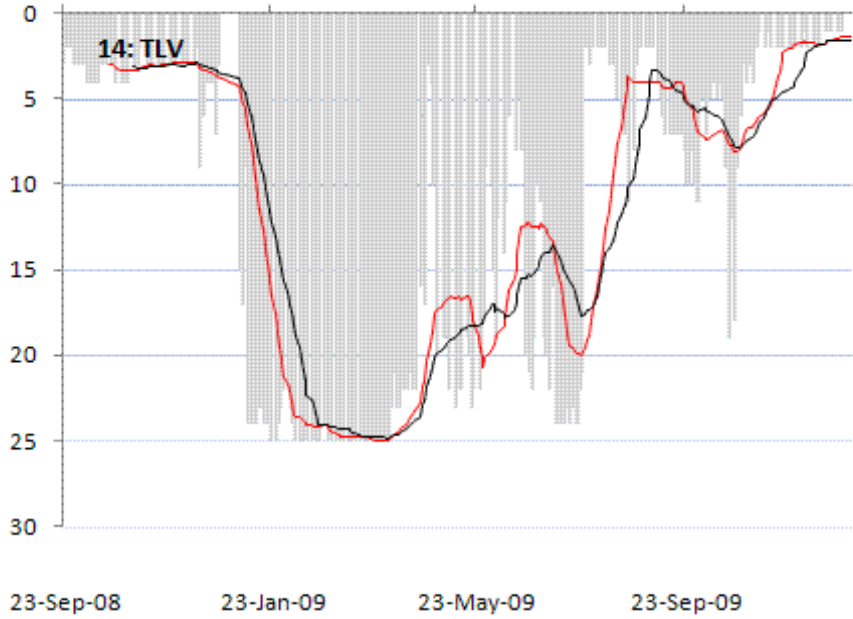
**21.01.10 15:55 BETFI 30MIN**  
 Prices continue to hold key resistances at 28,000. Sub respective levels we expect a fourth wave correction.

Preturile continua sa se mentina sub rezistentele cheie la 28,000. Sub nivelurile respective continuam sa asteptam un val patru corectiv.



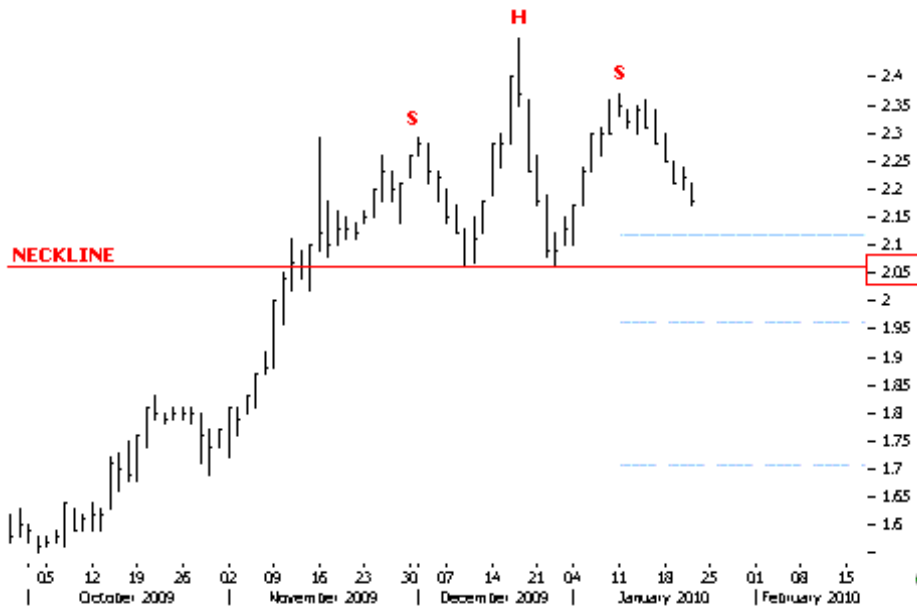
**21.01.10 15:05 SIF2 60MIN**  
 We could see one last leg up till key resistances at 1.36 levels before anything.

Am putea vedea inca o urcare pana la rezistentele cheie la nivelurile 1.36 inainte de orice.



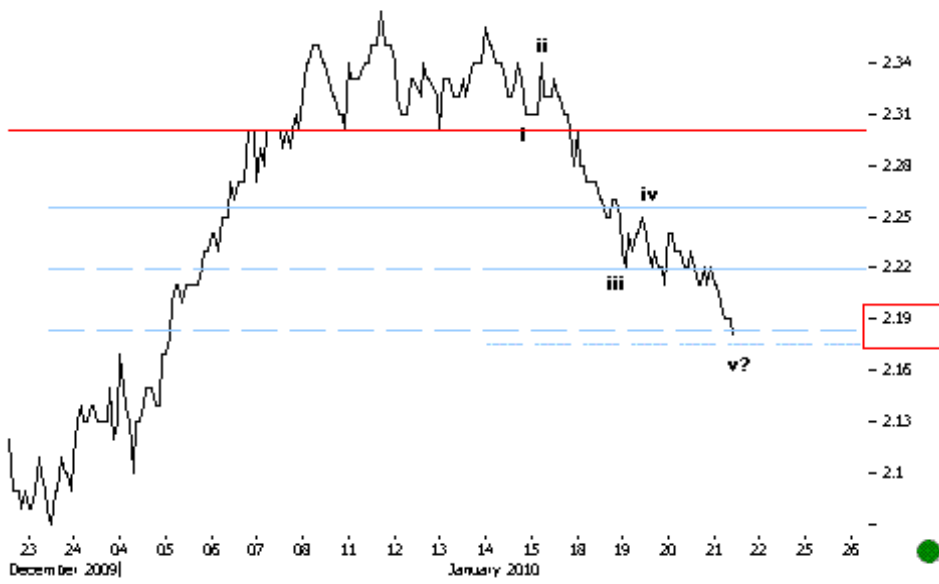
**21.01.10 14:00 TLV**  
Performance cycles are topping.

Ciclurile de performanta ajung la o maxima.



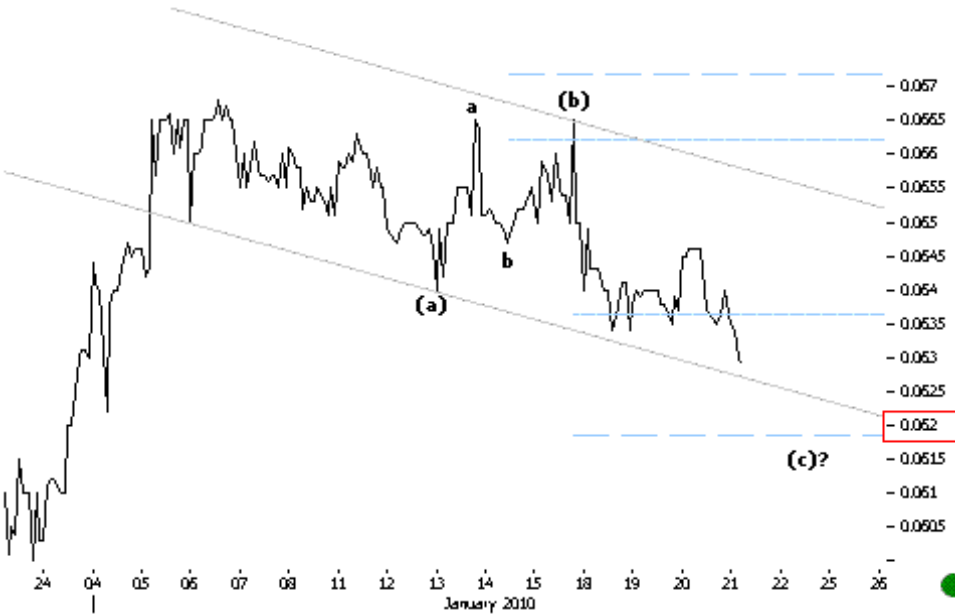
**21.01.10 13:30 TLV ZILNIC**  
The structure looks like a potential Head and Shoulders pattern. Neckline levels lie at key 2.05.

Structura pare un potential tipar Cap si Umeri. Nivelurile liniei gatului se afla la 2.05.



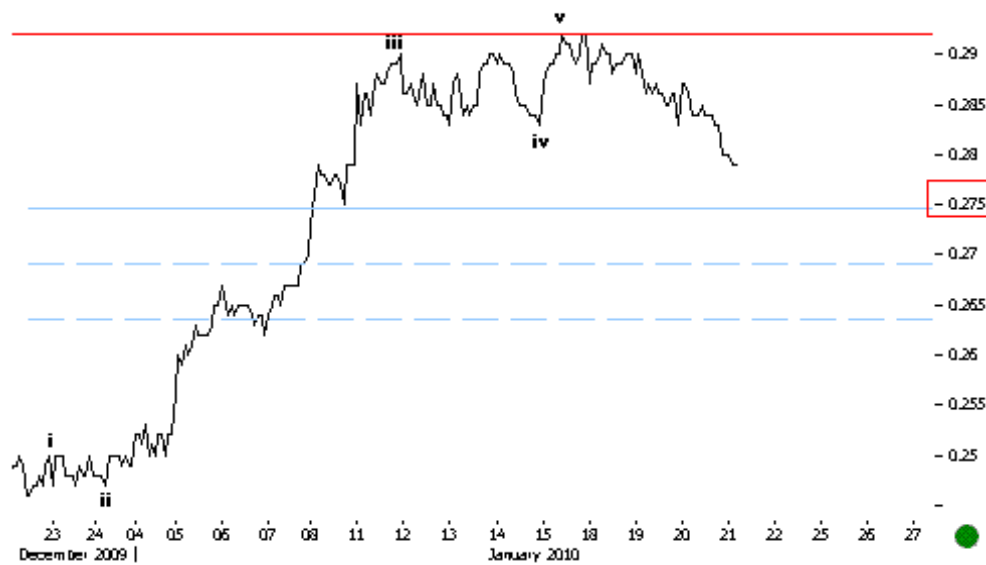
**21.01.10 13:20 TLV 30MIN A**  
 break below key supports at 2.18 would suggest further negativity.

O bresa clara sub suporturile cheie la nivelurile 2.18 ar sugera negativitate in continuare.



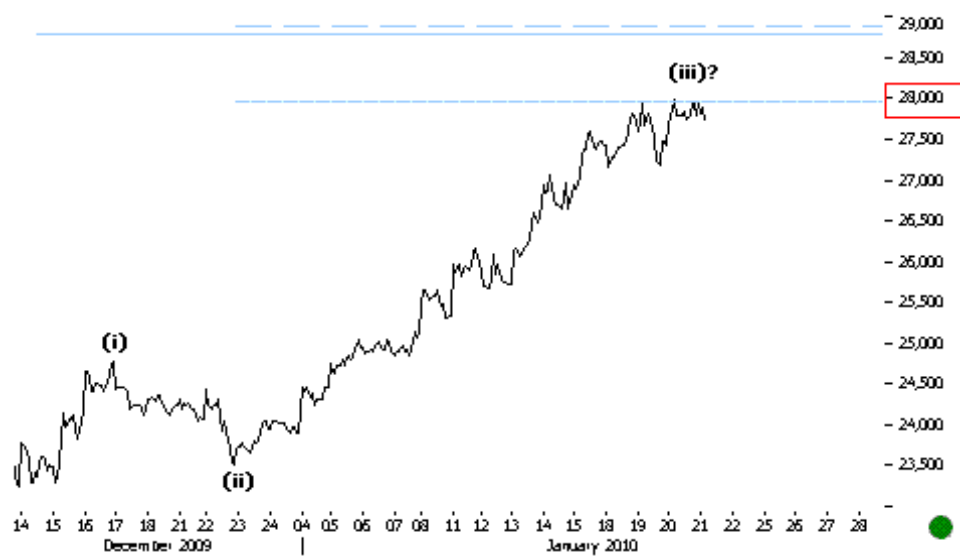
**21.01.10 12:35 RRC 30MIN**  
 The third leg down is extending. Key supports lie at 0.062 levels.

Al treilea val descendent se extinde. Suporturile cheie se afla la nivelurile 0.062.



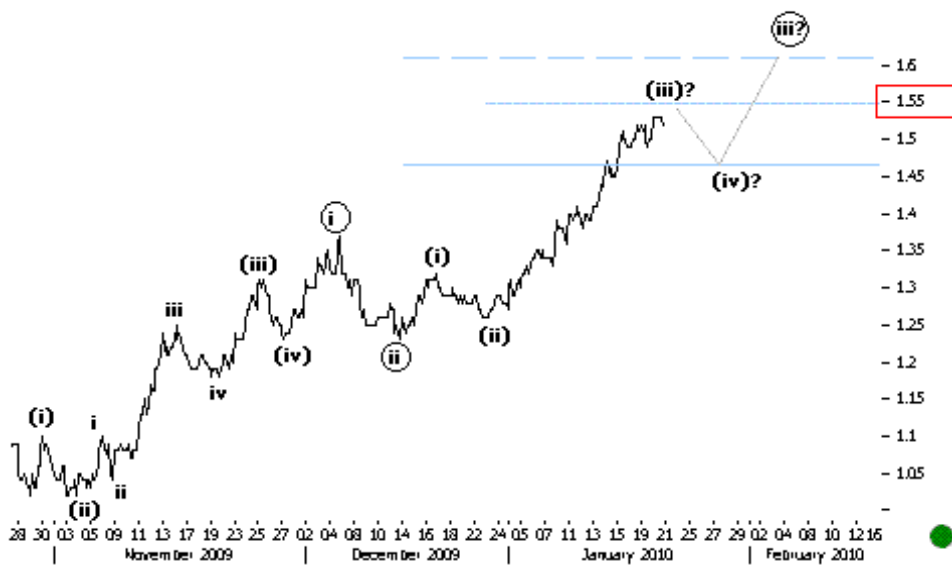
**21.01.10 11:45 SNP 30MIN**  
 - 0.275 Our preferred scenario is still in place. Key support levels lie at 0.275.

Scenariul nostru preferat este inca valid. Suporturile cheie se afla la nivelurile 0.275.



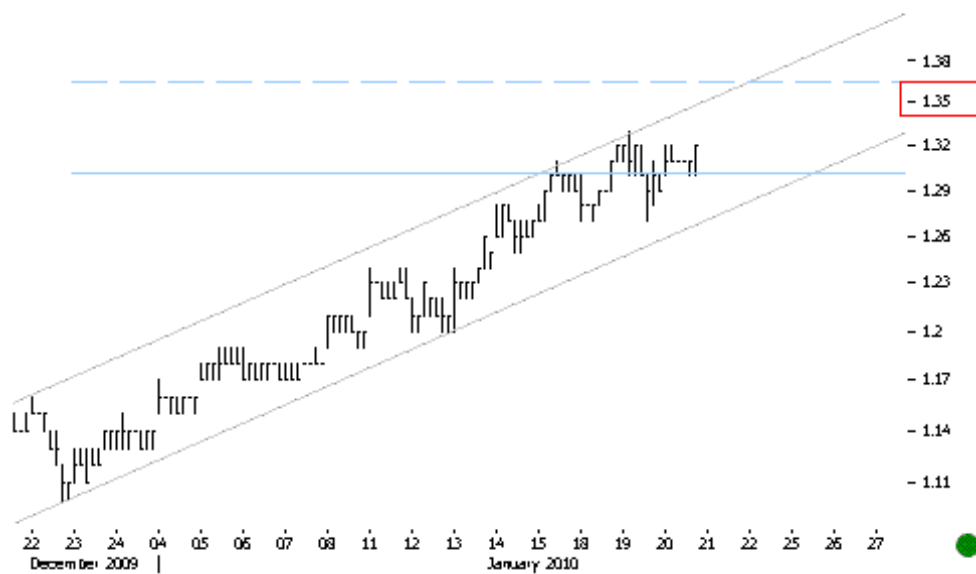
**21.01.10 11:10 BETFI 30MIN**  
 Prices continue to hold key resistances at psychological 28,000 levels.

Preturile continua sa se mentina sub rezistentele cheie la nivelurile psihologice 28,000.



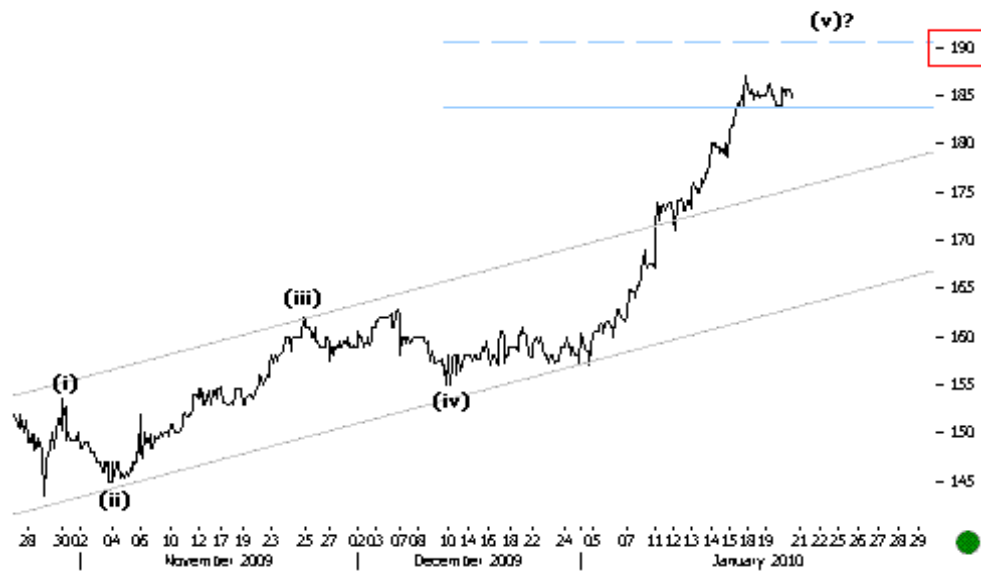
**21.01.10 10:30 SIF5 60MIN**  
 Prices continue to push higher in the subminor impulse up. Key target lies at psychological 1.6 levels.

Preturile continua sa impinga mai sus in impulsul subminor ascendent. Targetul cheie se afla la nivelurile psihologice 1.6.



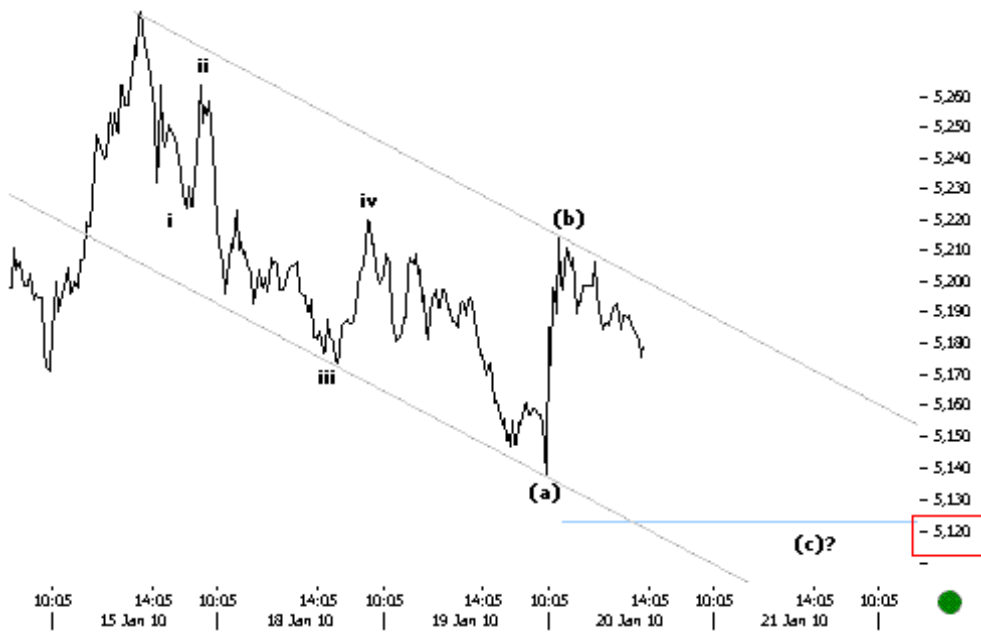
**20.01.10 15:55 SIF2 60MIN**  
 Prices continue to impulse higher. Next resistances lie at key 1.36 levels.

Preturile continua impulsul ascendent. Urmatoarele rezistente se afla la nivelurile 1.36.



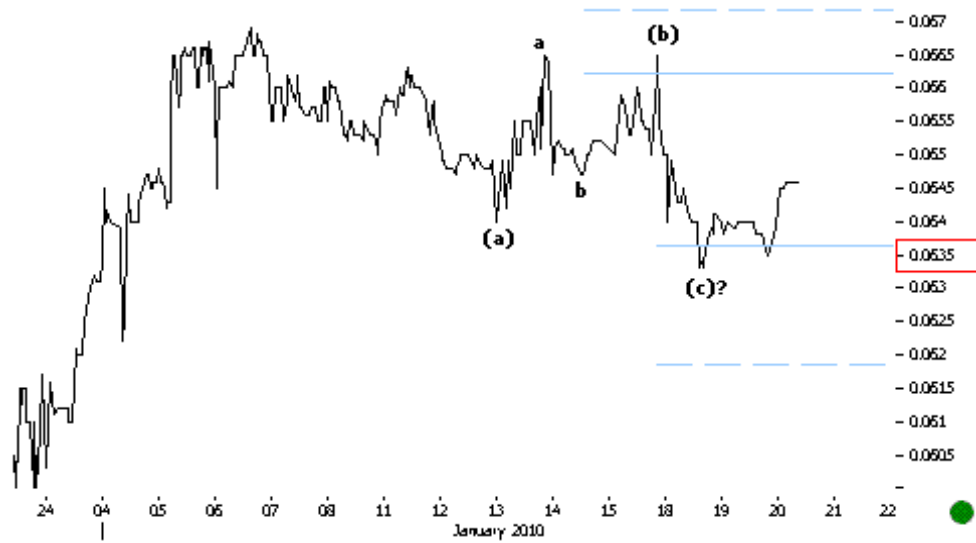
**20.01.10 14:55 TGN 30MIN**  
Prices are still completing the extended fifth wave up.

Preturile inca completeaza valul cinci ascendent extins.



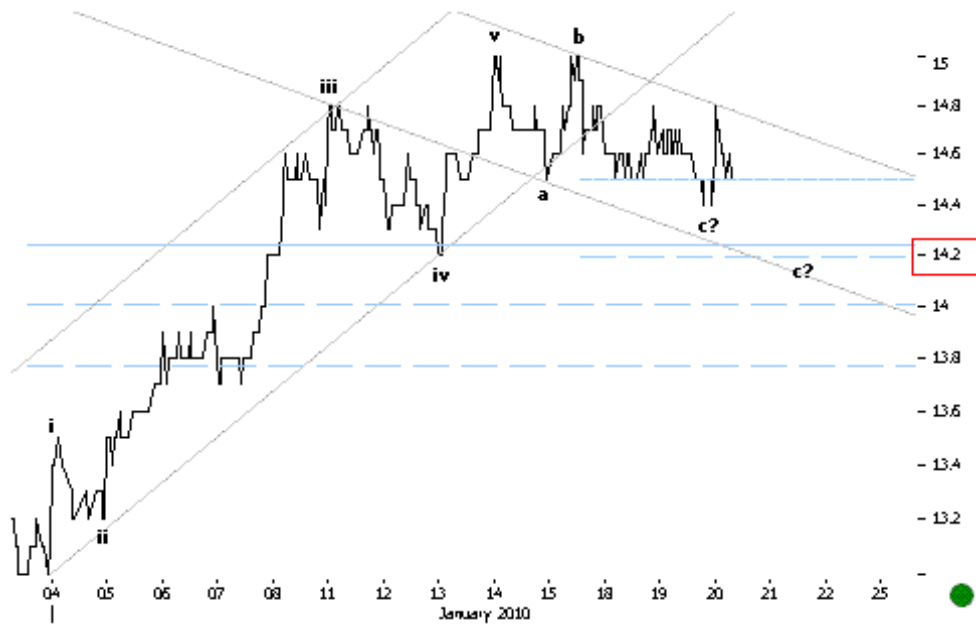
**20.01.10 13:50 BET 5MIN**  
The downmove looks corrective. Key support levels lie at 5,120.

Scaderea pare corectiva. Suporturile cheie se afla al nivelurile 5,120.



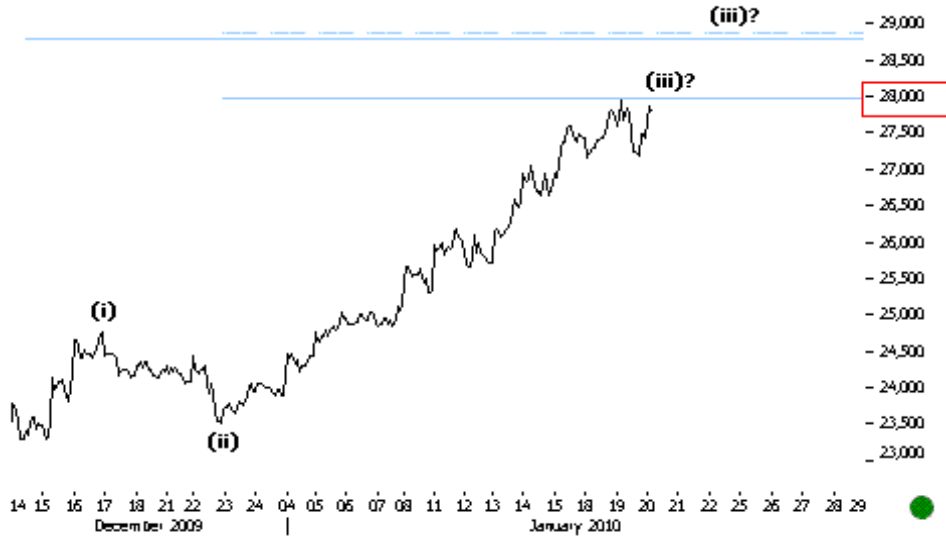
**20.01.10 13:00 RRC 10MIN**  
 Prices bounced back from key supports at 0.0635 levels. Above respective levels we consider the corrective structure down complete.

Preturile s-au intors de la suporturile cheie la nivelurile 0.0635. Peste nivelurile respective consideram structura corectiva completa.



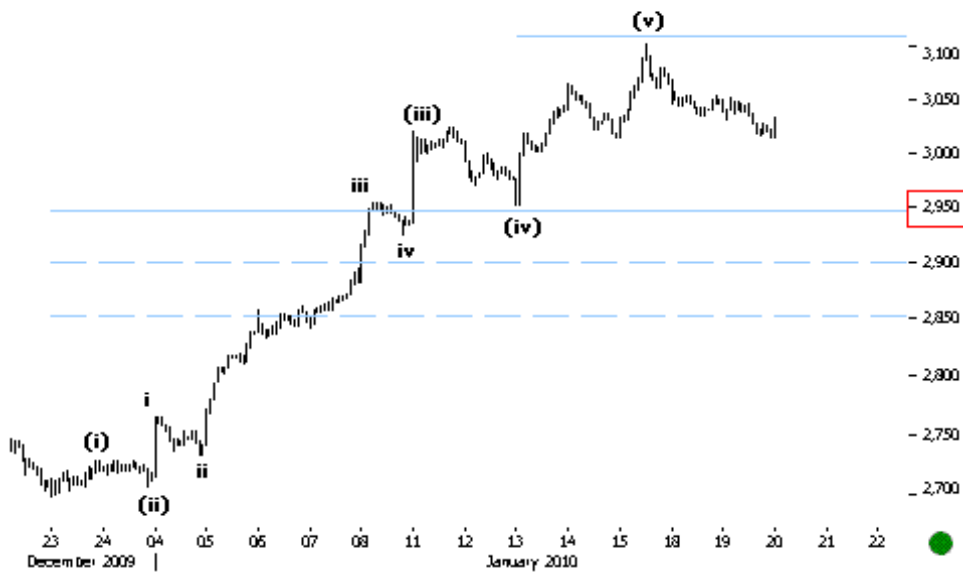
**20.01.10 12:10 BRD 10MIN**  
 Prices are still in a sideways corrective structure. Key supports lie at 14.2 levels.

Preturile sunt inca intr-o structura corectiva laterala. Suporturile cheie se afla la nivelurile 14.2.



**20.01.10 11:10 BETFI 30MIN**  
 Above psychological 28,000 levels we are looking higher till psychological 29,000.

Peste nivelurile psihologice la 28,000 privim mai sus pana la nivelurile psihologice 29,000.



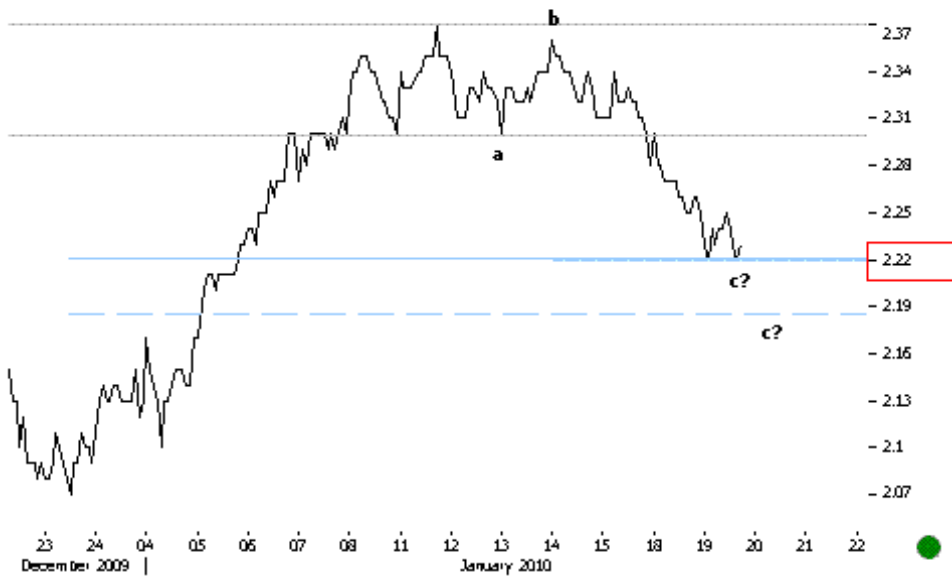
**20.01.10 10:30 BETC 30MIN**  
 Prices turned back from key resistances at 3,100 levels. The current retracement could push lower till previous fourth levels at 2,950.

Preturile s-au intors de la rezistentele cheie la nivelurile 3,100. Retragerea curenta ar putea impinge mai jos pana la nivelurile valului patru anterior la 2,950.



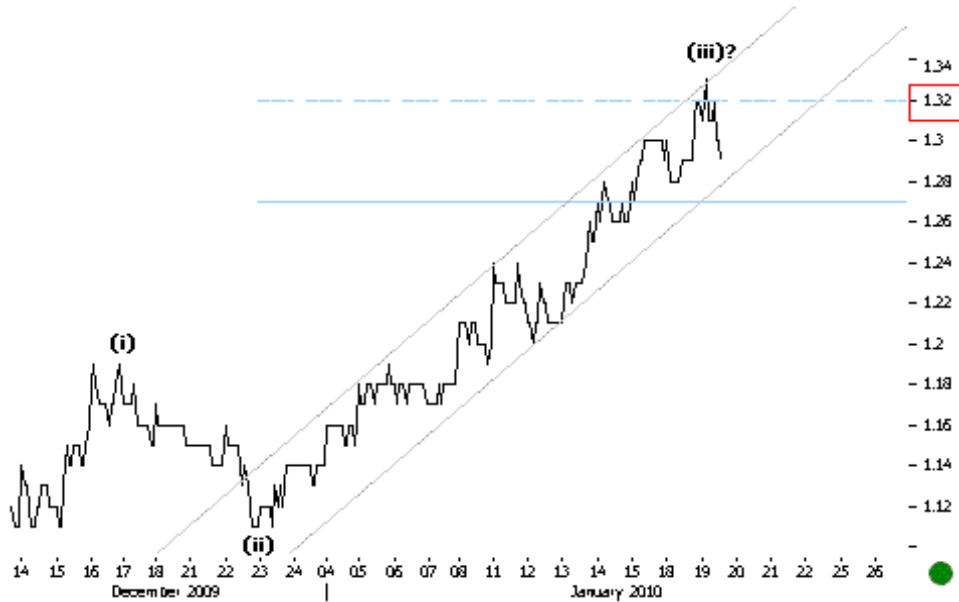
**19.01.10 16:00 SIF5 30MIN**  
 Prices turn back from anticipated resistances.

Preturile se intorc de la rezistentele anticipate.



**19.01.10 15:15 TLV 30MIN**  
 The current structure still looks corrective. Sub key 2.22 next supports are at key 2.19 levels.

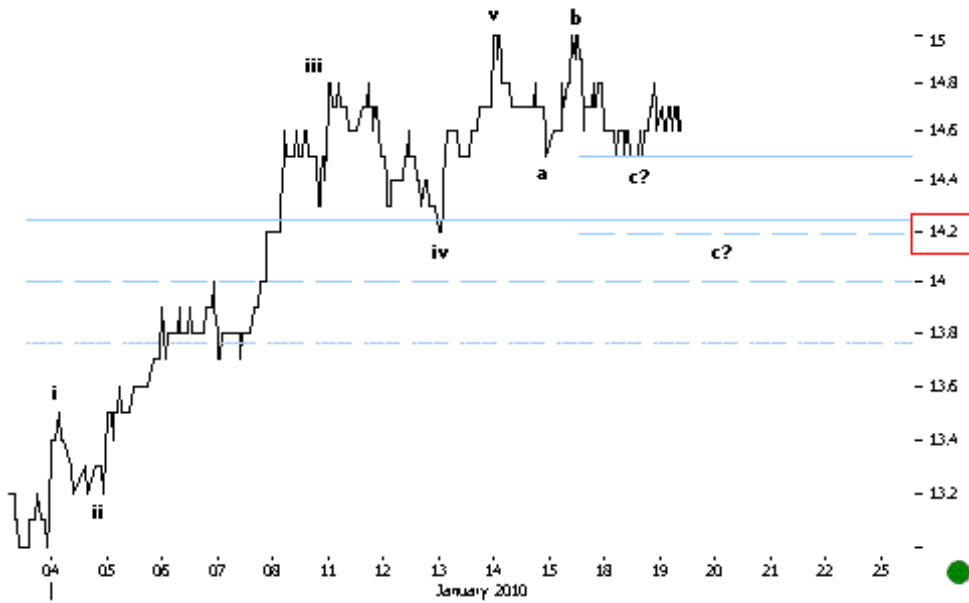
Structura curenta inca pare corectiva. Sub nivelurile cheie la 2.22 urmatoarele suporturi se afla la 2.19.



**19.01.10 14:12 SIF2 30MIN**

Prices bounce back from anticipated resistances at 1.32 levels. A clear break of the subminor trend channel supports would suggest that the third impulsive leg up is already complete.

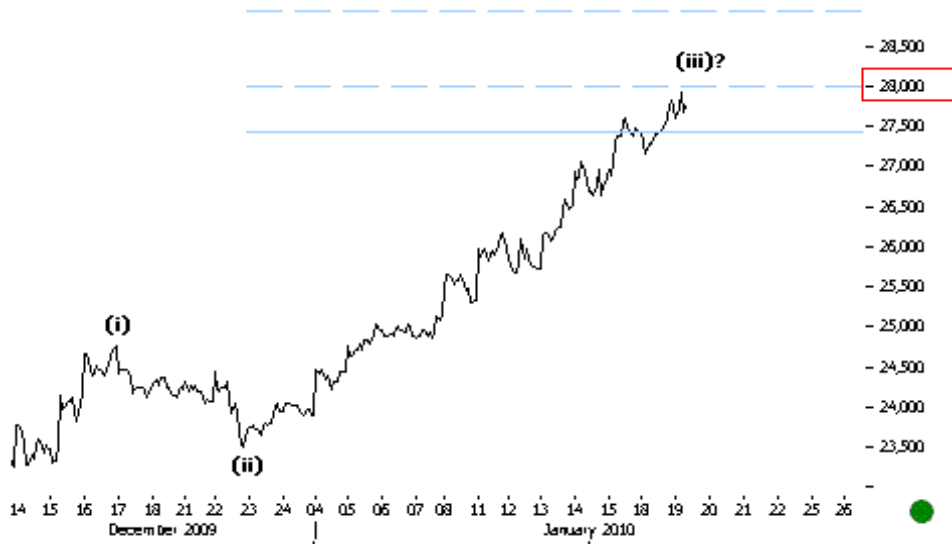
Preturile se intorc de la rezistentele anticipate la nivelurile 1.32. O bresa clara a suporturilor canalului subminor ar sugera ca al treilea val impulsiv ascendent este deja complet.



**19.01.10 13:25 BRD 10MIN**

Prices seem to be in a corrective structure down. Above key 14.5 levels we continue to look for further positivity. However, we are not ruling out an extension of the c wave down till key 14.2 levels.

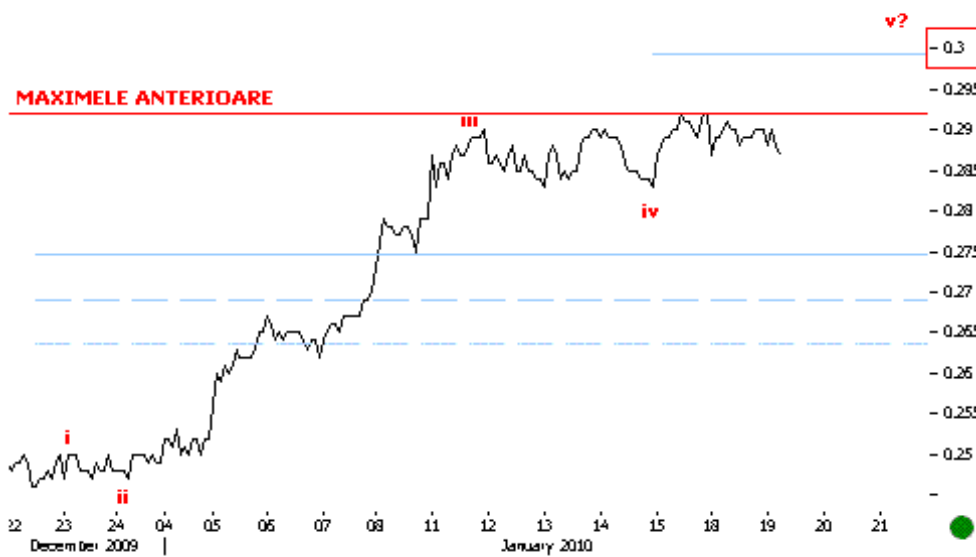
Preturile par a fi intr-o structura corectiva descendenta. Peste nivelurile cheie la 14.5 continuam sa ne asteptam la mai multa pozitivitate. Totusi, nu eliminam inca posibilitatea unei extensii a valului c descendente pana la nivelurile 14.2.



**19.01.10 12:35 BETFI 30MIN**  
 Prices continued to push higher till key resistances at psychological 28,000 levels.

Preturile au continuat sa impinga mai sus pana la rezistentele cheie la nivelurile psihologice 28,000.

**ALTERNATIV**

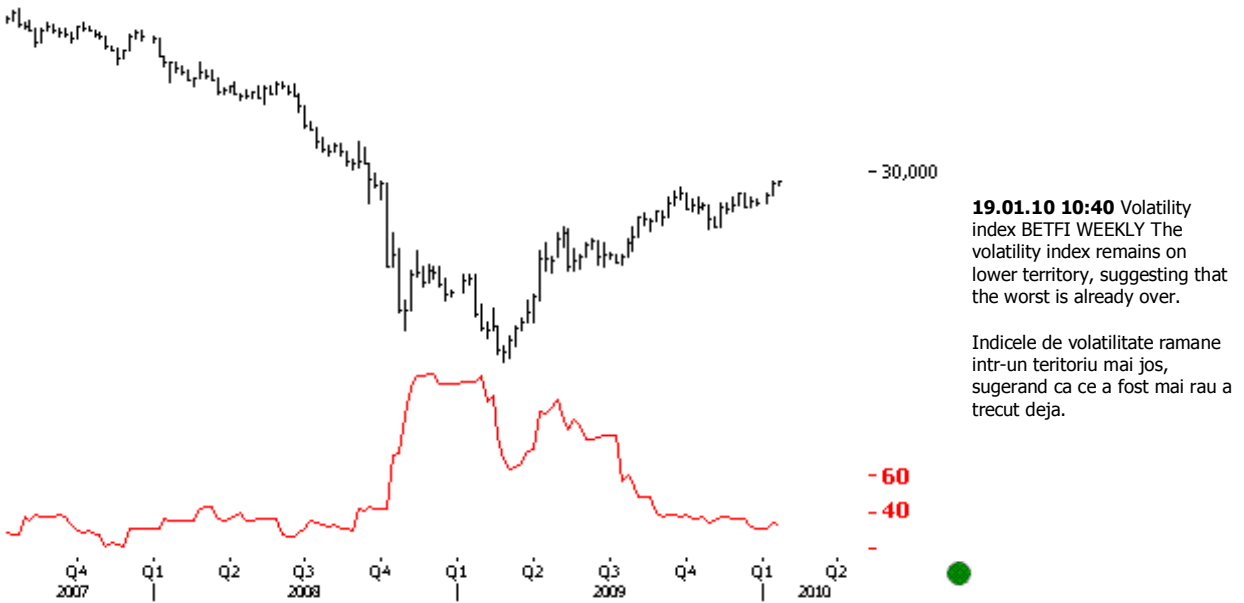
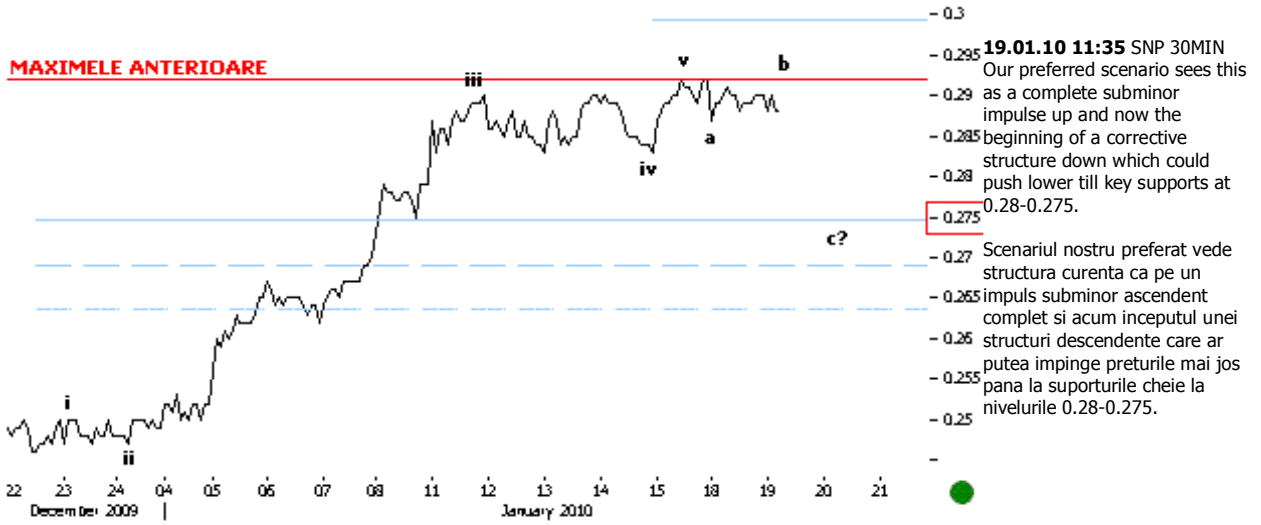


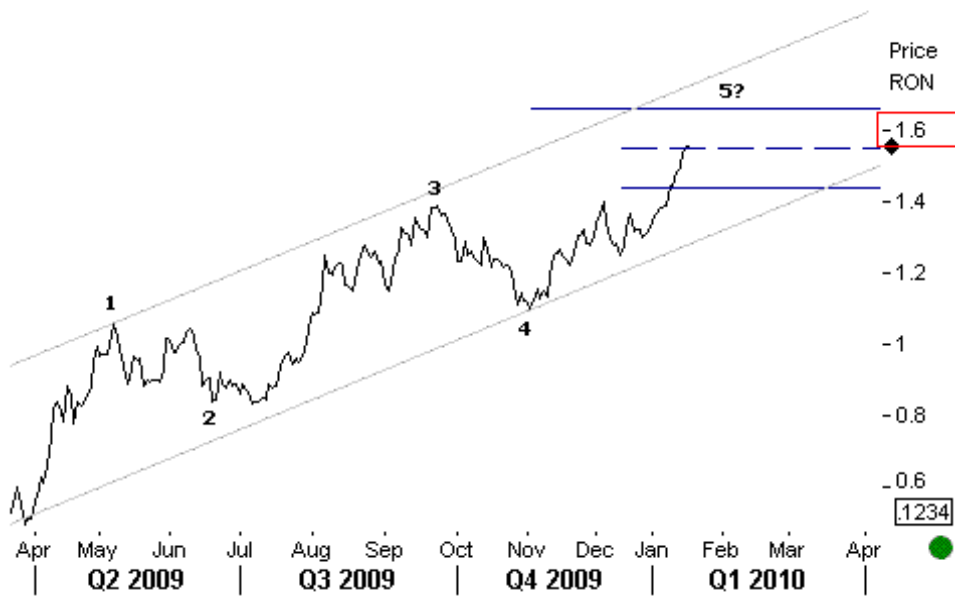
**MAXIMELE ANTERIOARE**

**19.01.10 11:40 SNP 30MIN**  
 The alternate scenario sees this as an incomplete impulse. Key resistance levels lie at psychological 0.3.

Scenariul alternativ vede aceasta structura ca pe un impuls incomplet. Rezistentele cheie se afla la nivelurile psihologice 0.3.

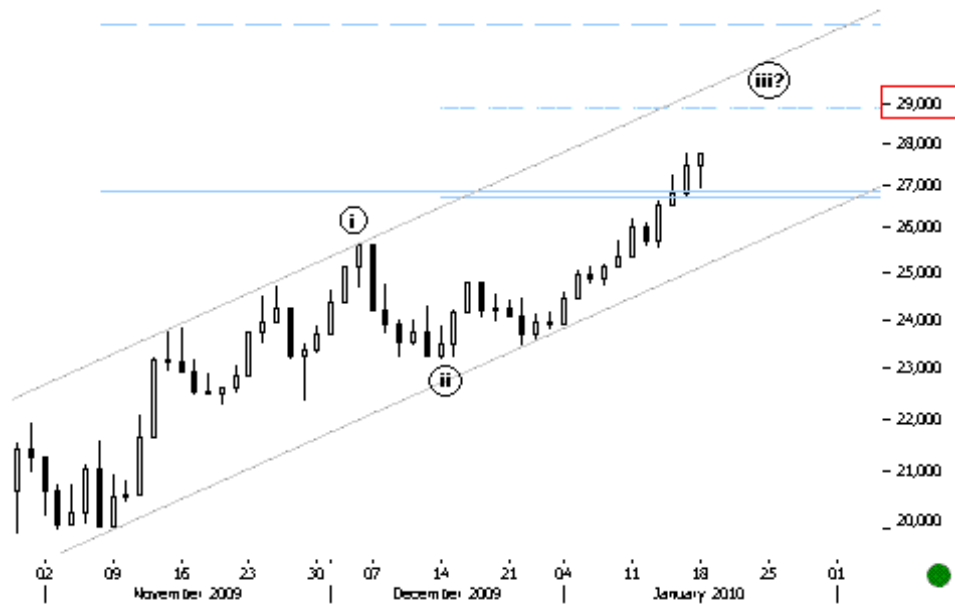
**PREFERAT**





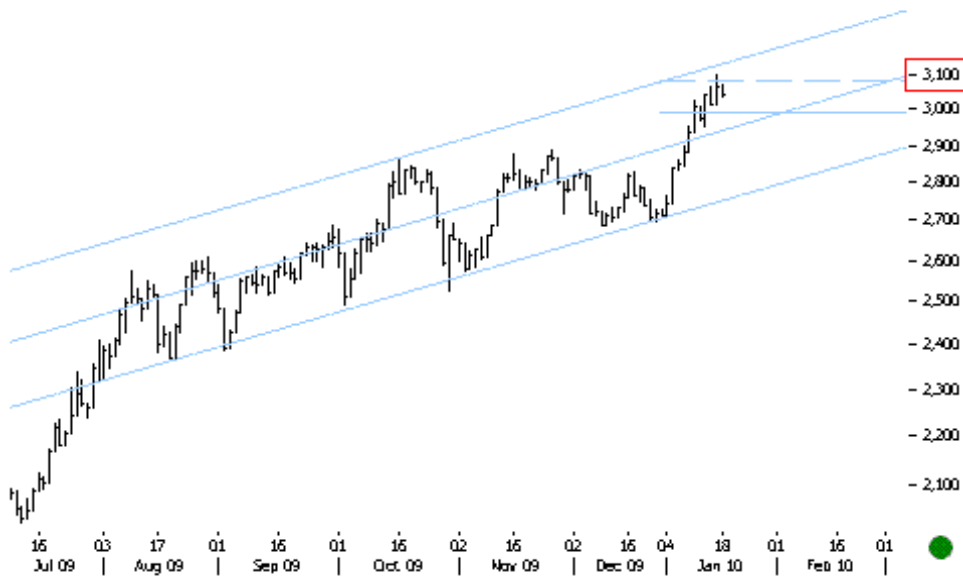
**19.01.10 10:25 SIF5 MAR ZILNIC** As anticipated, prices broke key levels at 1.44 and continued to push higher. Key target lies at 1.66 levels.

Precum anticipat, preturile au spart nivelurile cheie la 1.44 si au continuat sa impinga mai sus. Targetul cheie se afla la nivelurile 1.66.



**18.01.10 15:55 BETFI ZILNIC** First minor resistances come at psychological 29,000 levels.

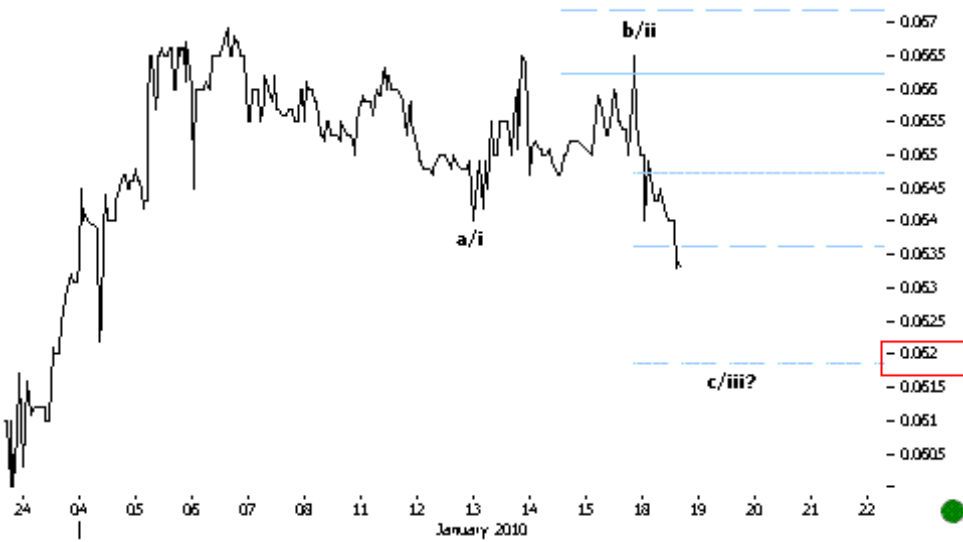
Primele rezistente minore se afla la nivelurile psihologice 29,000.



**18.01.10 15:20 BETC ZILNIC**

Prices pushed higher till key FIB and trend channel resistances at 3,100 levels. We need a clear break here to continue to look higher.

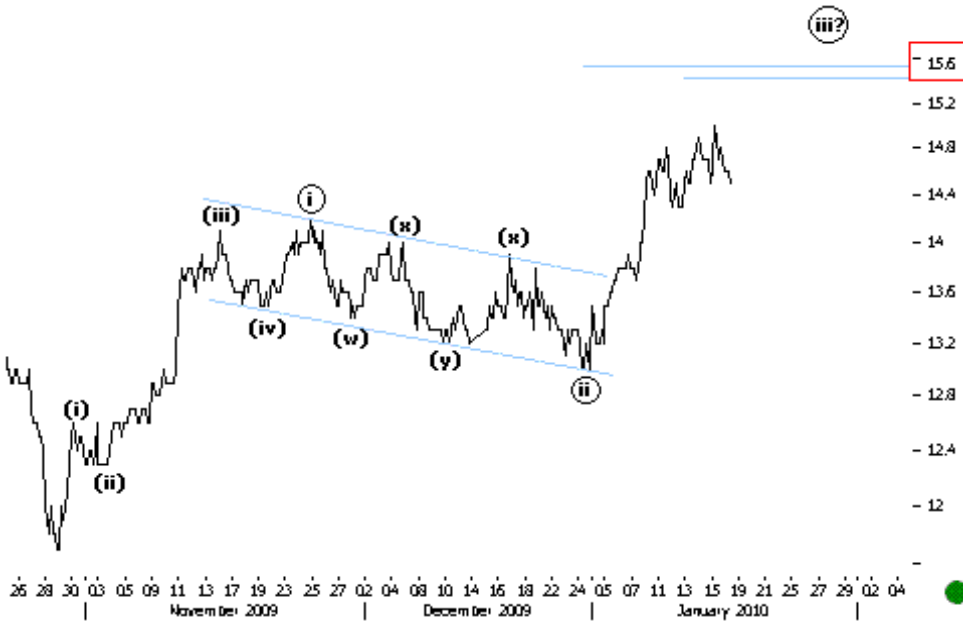
Preturile au impins mai sus pana la nivelurile cheie FIB si rezistentele canalului la 3,100. Avem nevoie de o bresa clara aici pentru a continua sa privim in sus.



**18.01.10 14:40 RRC 10MIN**

Prices seem to be in a corrective structure down. Key support levels lie at 0.062.

Preturile par a fi intr-o structura corectiva descendenta. Suporturile cheie se afla la nivelurile 0.062.



15.6

15.2  
14.8  
14.4  
14  
13.6  
13.2  
12.8  
12.4  
12

**18.01.10 14:10 BRD 60MIN**  
We continue to look higher in the iii circle wave up. First target lies at key 15.6 levels.

Continuam sa privim in sus in valul trei cerc ascendent. Primul target se afla la nivelurile 15.6.

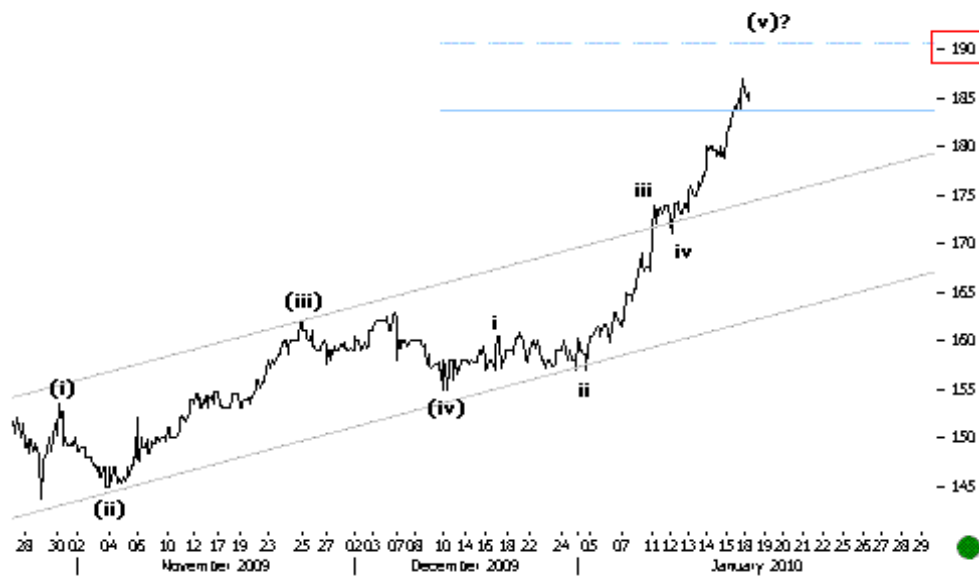


1.5

1.44  
1.4  
1.36  
1.32  
1.28  
1.24  
1.2  
1.16  
1.12  
1.08  
1.04

**18.01.10 13:40 SIF5 60MIN**  
Prices have reached key resistance at 1.5. We expect some retracement from current levels.

Preturile au ajuns la rezistenta cheie, la 1.5. Este de asteptat o intoarcere de la nivelurile curente.



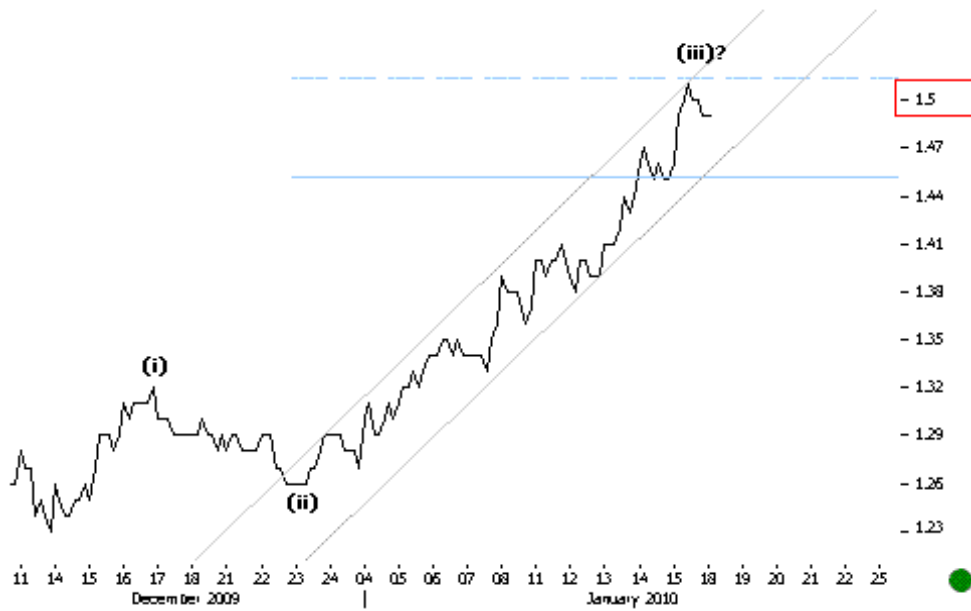
**18.01.10 12:30 TGN 30MIN**  
 The extended fifth wave up should hit some resistances soon. Key levels lie at 190.

Valul al cincilea ascendent extins ar trebui sa ajunga la o rezistenta in curand. Nivelurile cheie se afla la 190.



**18.01.10 11:25 SNP 60MIN**  
 Prices pushed higher till previous highs. We need a clear break here to continue to look higher.

Preturile au impins mai sus pana la maximele anterioare. Avem nevoie de o bresa clara aici pentru a continua sa privim in sus.



**18.01.10 11:10 SIF5 60MIN**  
 Prices bounce back from key resistances near psychological 1.5 levels. We could see a fourth wave correction soon.

Preturile se intorc de la rezistentele cheie la nivelurile psihologice 1.5. Am putea vedea un val patru corectiv in curand.



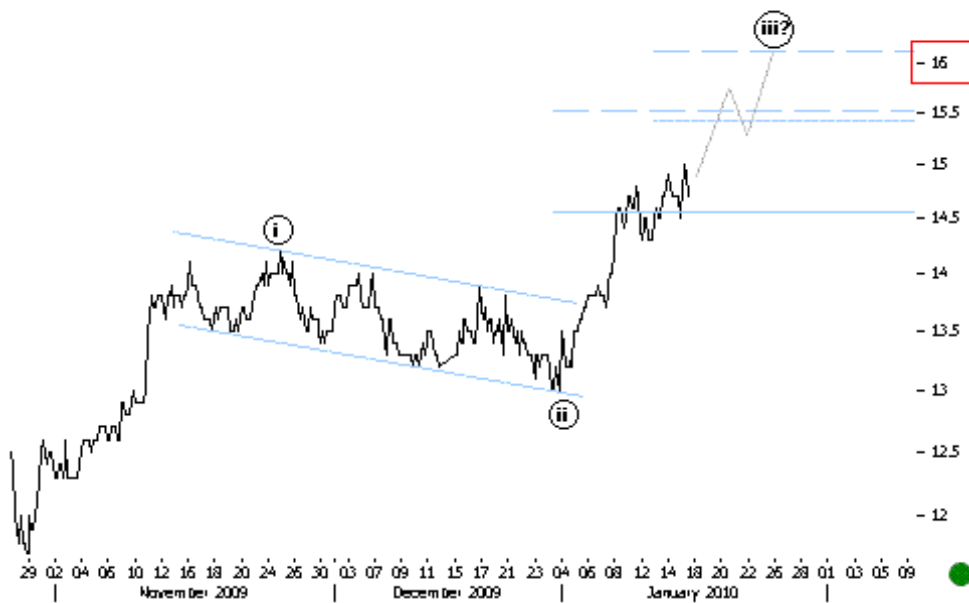
**18.01.10 10:35 BETFI 30MIN**  
 The third impulsive leg up is heading to psychological resistances at 28,000 levels.

Al treilea val impulsiv ascendent se indreapta spre rezistentele psihologice la nivelurile 28,000.



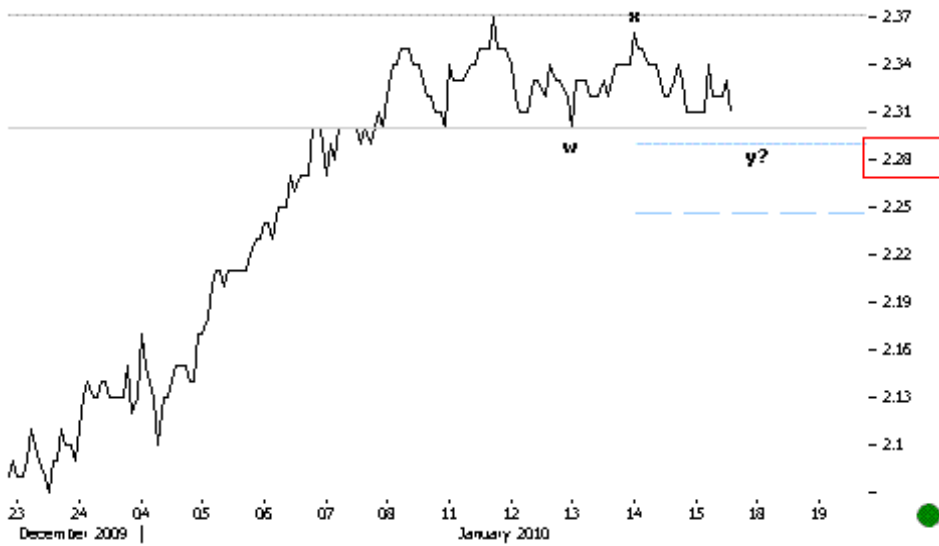
**15.01.10 15:55 BETFI 5MIN**  
 The final fifth wave up should push higher till psychological 28,000 levels.

Ultimul val cinci ascendent ar trebui sa impinga preturile mai sus pana la nivelurile psihologice 28,000.



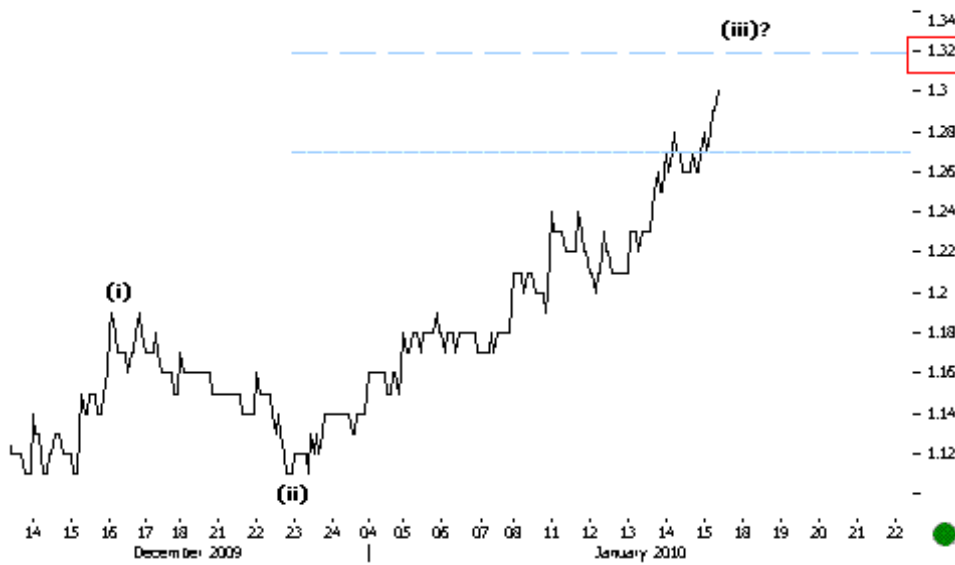
**15.01.10 15:10 BRD 60MIN**  
 Key targets lie at psychological 16 levels.

Targetul cheie se afla la nivelurile psihologice 16.



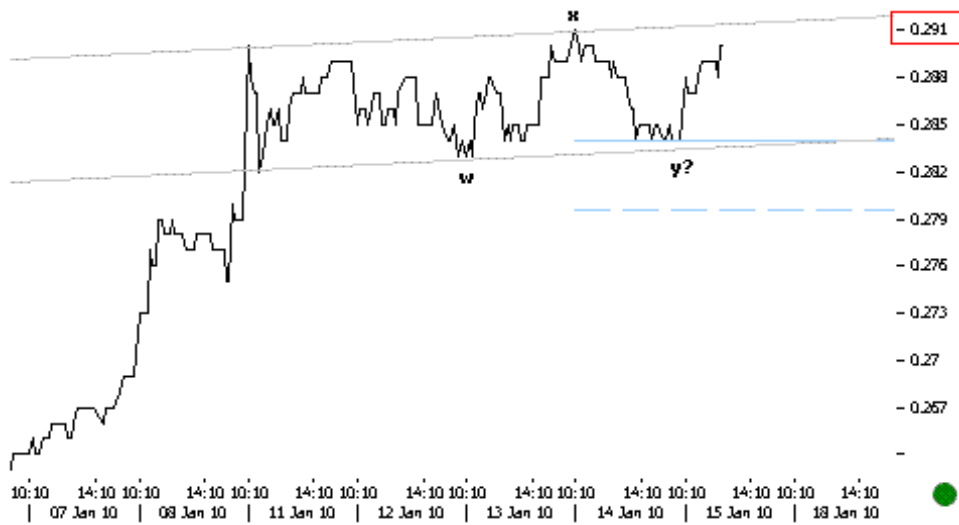
**15.01.10 14:10 TLV 30MIN**  
Prices are in a sideways correction. Key support levels lie at 2.3.

Preturile sunt intr-o corectie laterala. Suporturile cheie se afla la nivelurile 2.3.



**15.01.10 13:25 SIF2 30MIN**  
Prices push higher to key levels at 1.32.

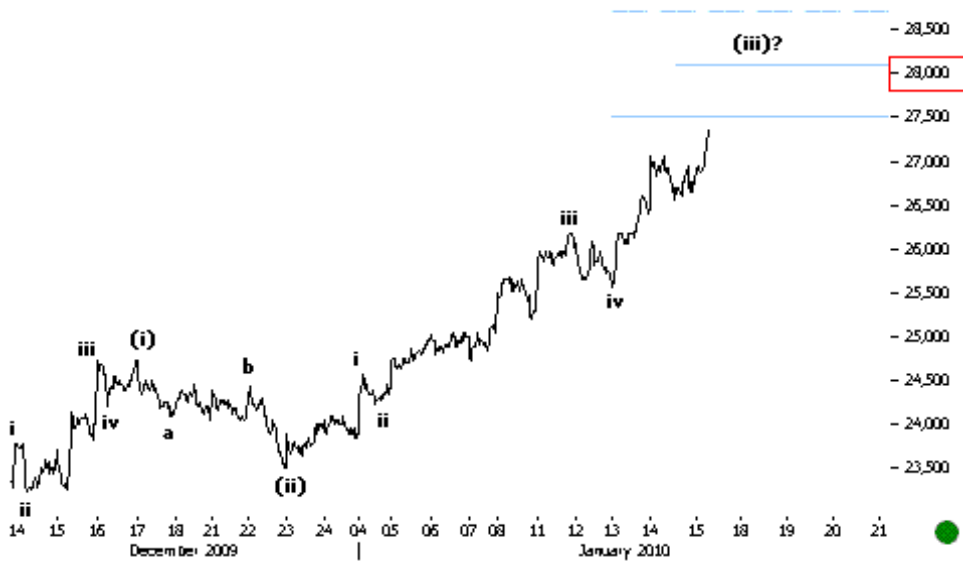
Preturile imping mai sus spre nivelurile cheie la 1.32.



- 0.291  
 - 0.288  
 - 0.285  
 - 0.282  
 - 0.279  
 - 0.276  
 - 0.273  
 - 0.27  
 - 0.267  
 -

**15.01.10 12:30 SNP 10MIN**  
 The current structure looks like a rectangle pattern which should resolve higher. Above key resistances at 0.291 we get more positive confirmation.

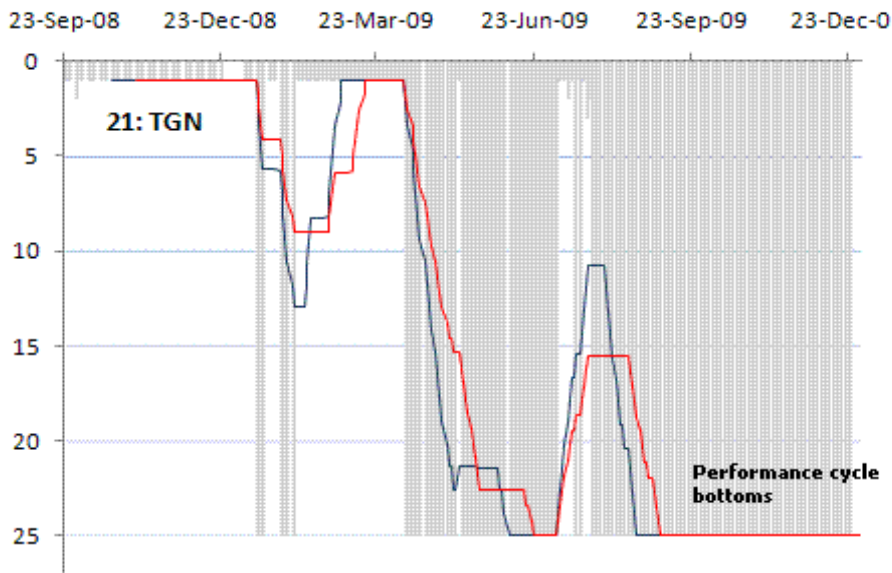
Structura curenta pare un tipar de tip rectangle care ar trebui sa impinga preturile mai sus. Peste rezistentele cheie la nivelurile 0.291 avem mai multa confirmare pozitiva.



- 28,500  
 - 28,000  
 - 27,500  
 - 27,000  
 - 26,500  
 - 26,000  
 - 25,500  
 - 25,000  
 - 24,500  
 - 24,000  
 - 23,500

**15.01.10 12:05 BETFI 10MIN**  
 The subminor impulse up continues. Above key 27,500 we continue to look higher till psychological 28,000 or even higher.

Impulsul subminor ascendent continua. Peste nivelurile cheie la 27,500 continuam sa privim in sus pana la nivelurile psihologice 28,000 sau chiar mai sus.



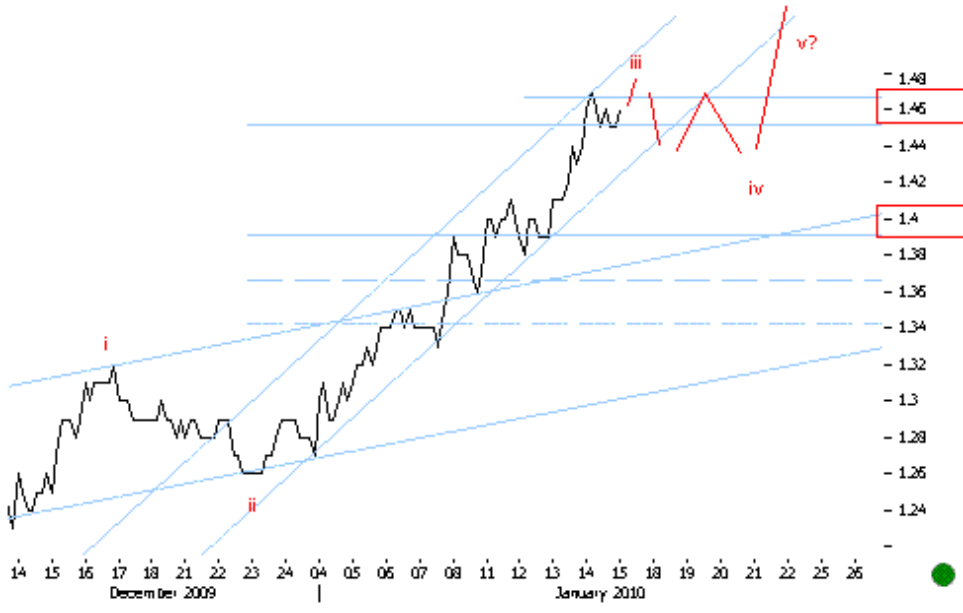
**15.01.10** TGN Performance cycle bottoms. This suggests that TGN should outperform the rest of the market in the weeks ahead.

Ciclul de performanta atinge minimul. Acest fapt sugereaza ca TGN ar trebui sa suprapereze restul pietii in saptamanile care urmeaza.



**15.01.10 11:11** TGN 30MIN Price trend remains positive. We continue to look higher till 190-200.

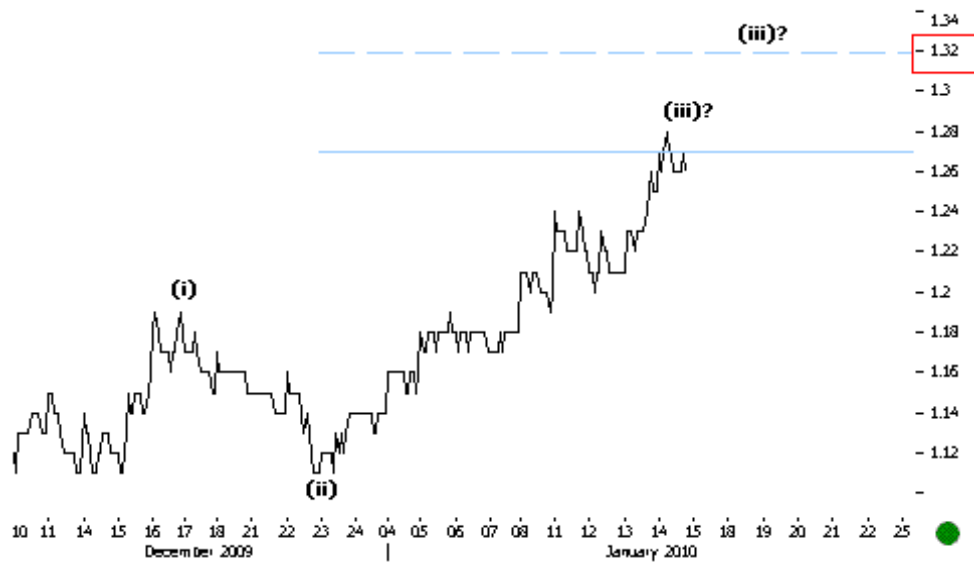
Trendul preturilor ramane pozitiv. Continuum sa privim in sus pana la 190-200.



**15.01.10 11:01** Sif5 30min  
 The iii wave up looks incomplete. We continue to look higher.  
 Valul iii ascendent pare incomplet. Continuum sa privim in sus.

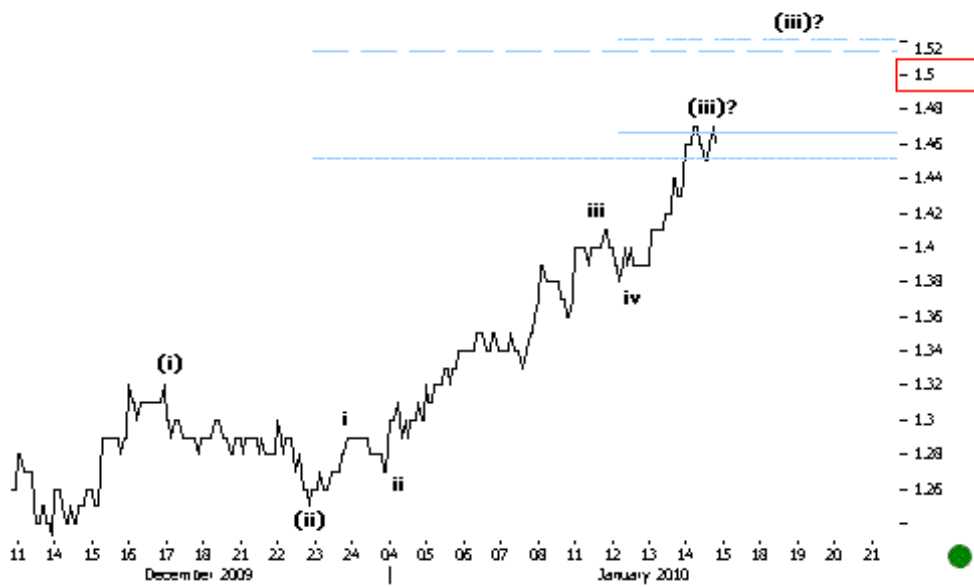


**15.01.10 10:51** BETFI  
 Saptamanal Above 27,000 we continue to look higher till 30,000.  
 Peste 27,000 privim in sus pana la 30000.



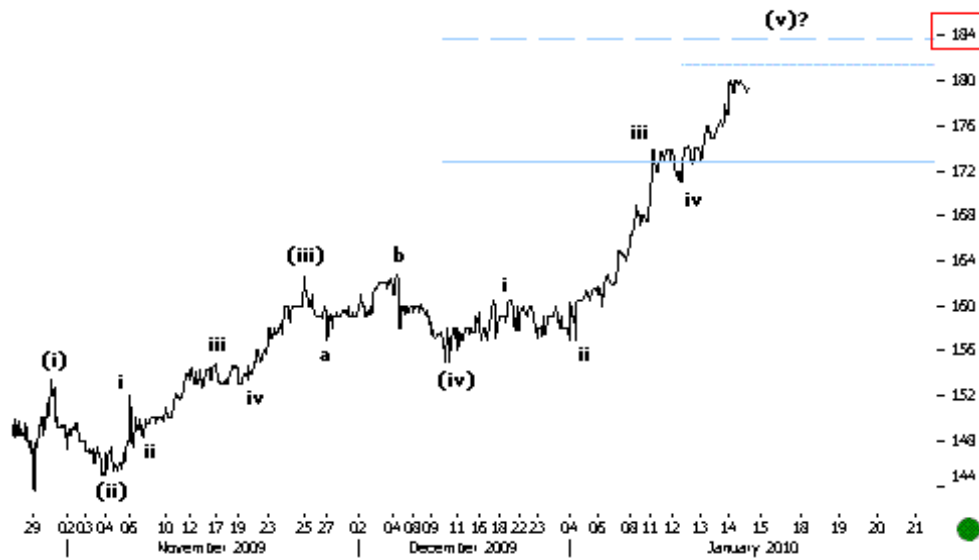
**14.01.10 16:00 SIF2 30MIN**  
 Above key 1.27 levels we continue to look higher till key 1.32.

Peste nivelurile cheie la 1.27 continuam sa privim in sus pana la 1.32.



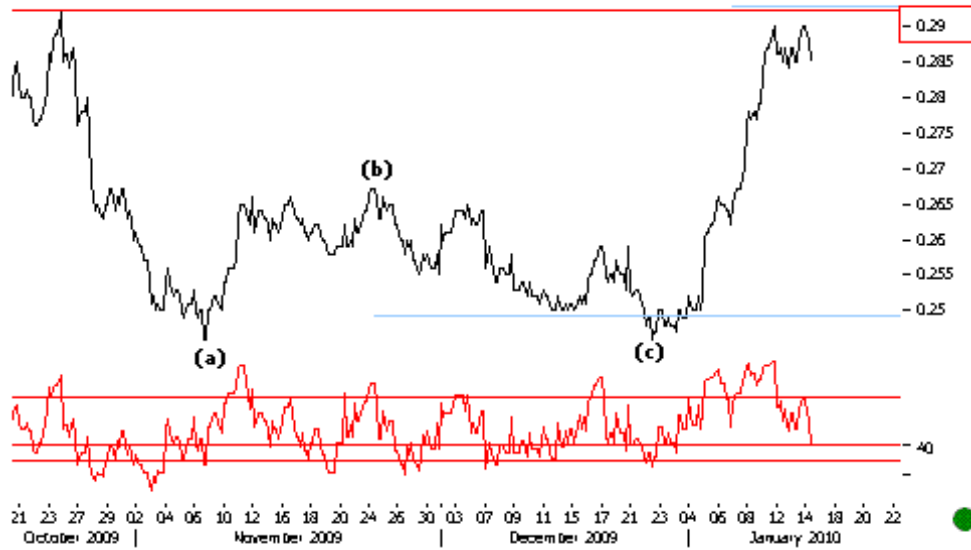
**14.01.10 15:45 SIF5 30MIN**  
 The third wave up continues to extend higher. Above key 1.46 we look higher till psychological 1.5.

Al treilea val ascendent continua sa se extinda mai sus. Peste nivelurile cheie la 1.46 privim mai sus pana la nivelurile psihologice 1.5.



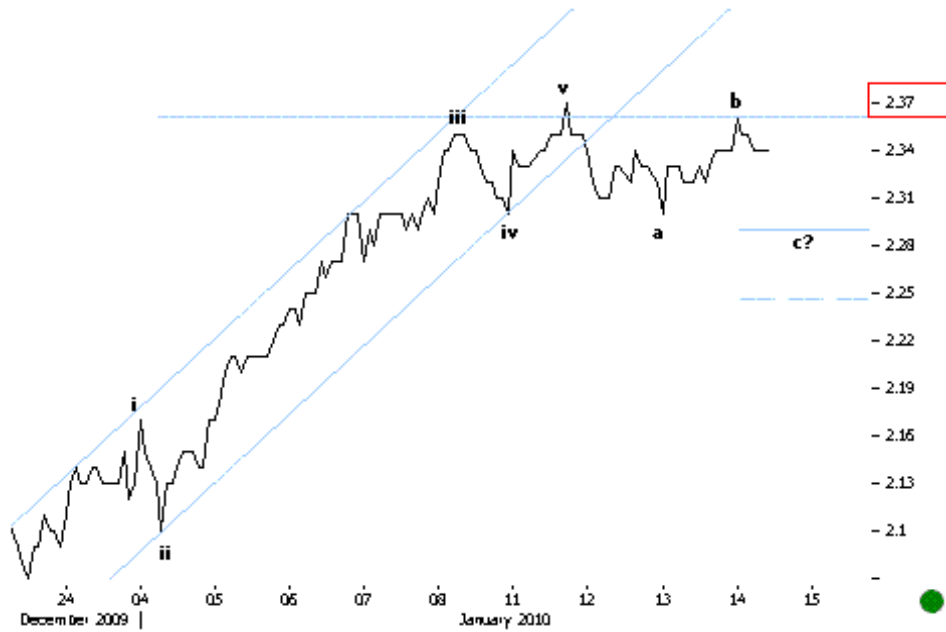
**14.01.10 14:45 TGN 1MIN**  
 Prices continued to push higher as anticipated. The fifth leg up should complete soon.

Preturile au continuat sa impinga mai sus precum anticipat. Al cincilea val ascendent ar trebui sa se completeze in curand.



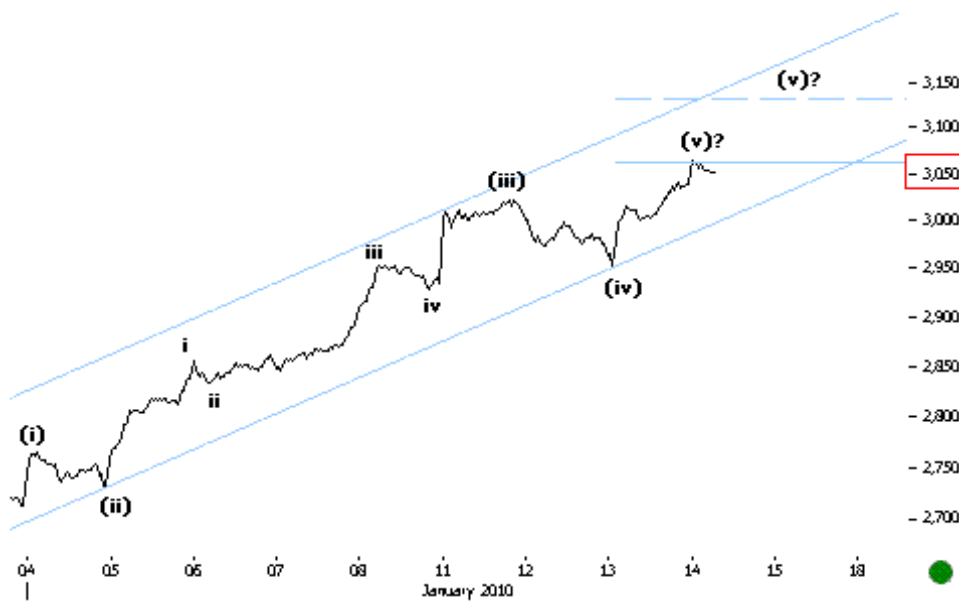
**14.01.10 14:00 SNP 60MIN**  
 Prices continue to hold previous highs. RSI pushed lower till 40 supports, suggesting potential subminor positivity ahead.

Preturile continua sa se mentina sub maximele anterioare. RSI a impins mai jos pana la suporturile 40, sugerand o potentiala pozitivitate subminora in continuare.



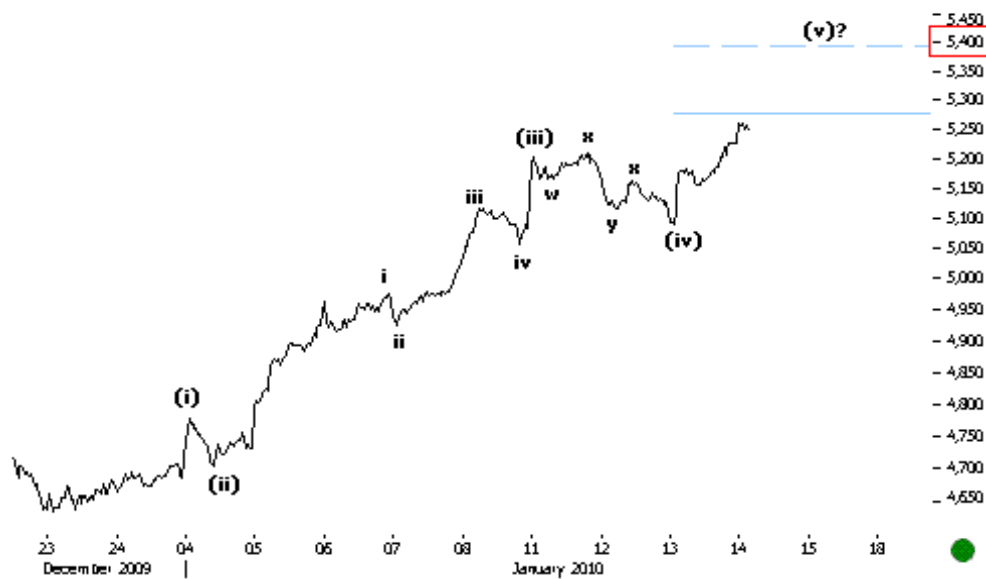
**14.01.10 13:15 TLV 30MIN**  
 Sub key 2.37 levels we could see a completing FLAT structure before anything. Above 2.37 we review.

Sub nivelurile cheie la 2.37 am putea vedea o structura de tip FLAT inainte de orice. Peste 2.37 revenim.



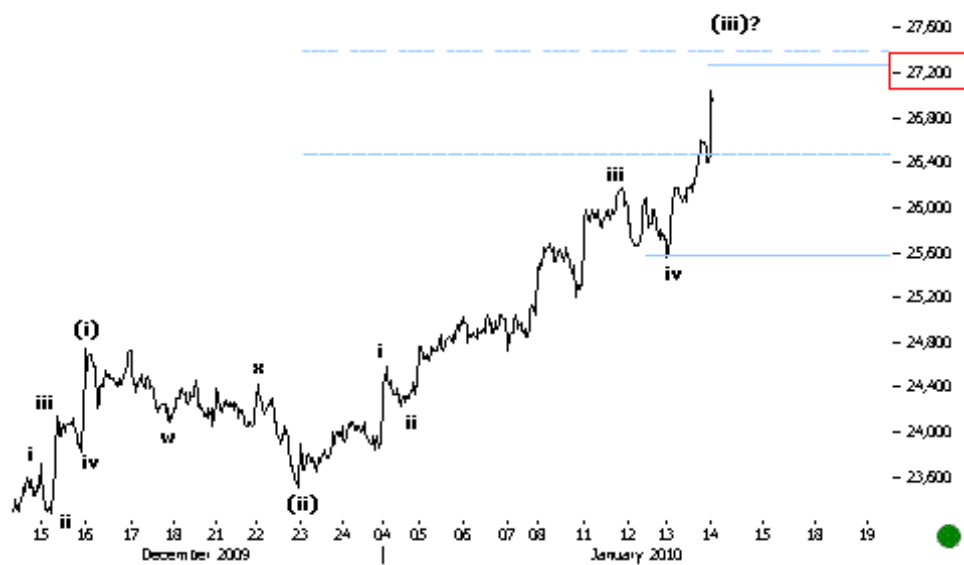
**14.01.10 12:05 BETC 10MIN**  
 Above key 3,050 levels we continue to look higher till 3,150.

Peste nivelurile cheie la 3,050 continuam sa privim in sus pana la 3,150.



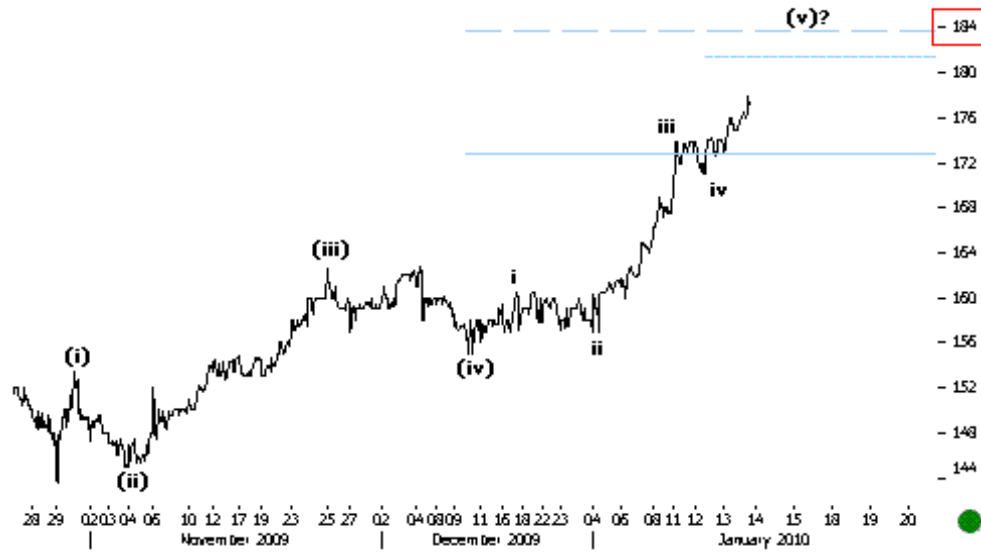
**14.01.10 11:00 BET 10MIN**  
 Prices are pushing higher in the last leg up of the subminor impulse. Key resistance levels lie at 5,400.

Preturile imping mai sus in ultimul val al impulsului subminor. Nivelurile cheie de rezistenta se afla la 5,400.



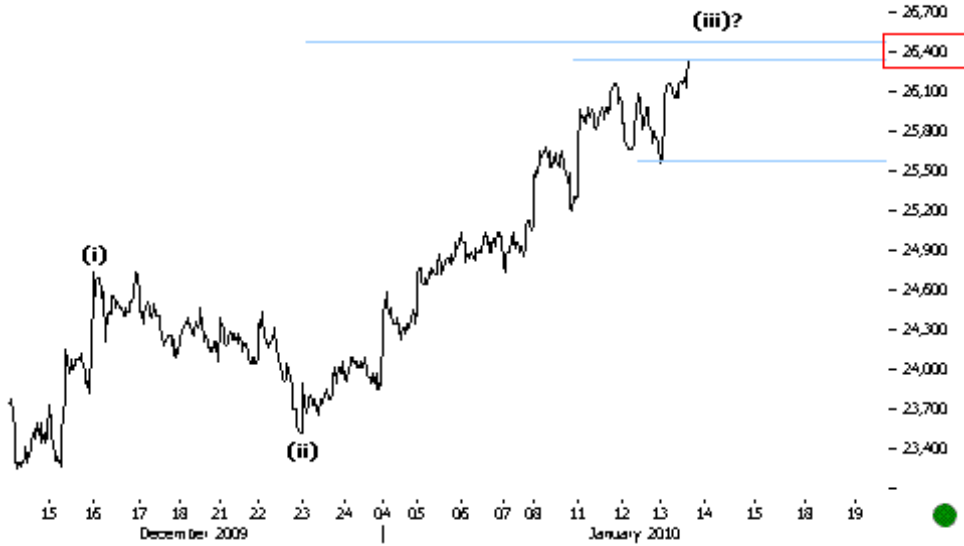
**14.01.10 10:20 BETFI 10MIN**  
 Prices continue to push higher in the impulsive third wave up. Next resistances lie at key 27,200-27,500 levels.

Preturile continua sa impinga mai sus in al treilea val impulsiv ascendent. Urmatoarele rezistente se afla la nivelurile 27,200-27,500.



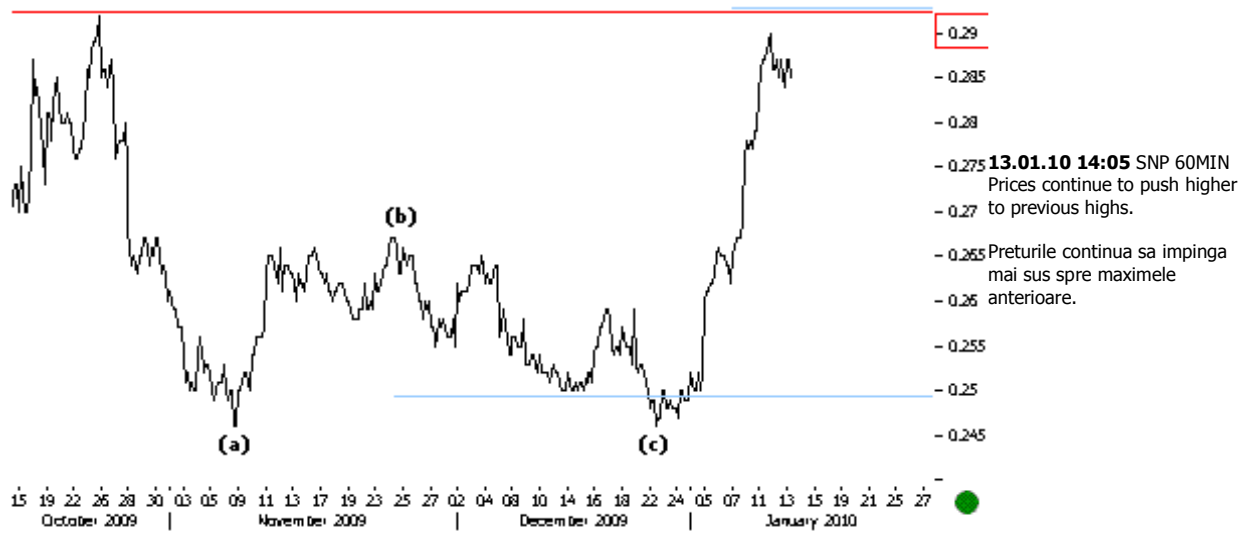
**13.01.10 16:00 TGN 10MIN**  
 The subminor impulse up seems incomplete. Next resistances lie at key 181-184 levels.

Impulsul subminor ascendent pare incomplet. Urmatoarele rezistente se afla la nivelurile cheie 181-184.



**13.01.10 14:50 BETFI 10MIN**  
 The subminor impulse up continues. Key levels lie at 26,480.

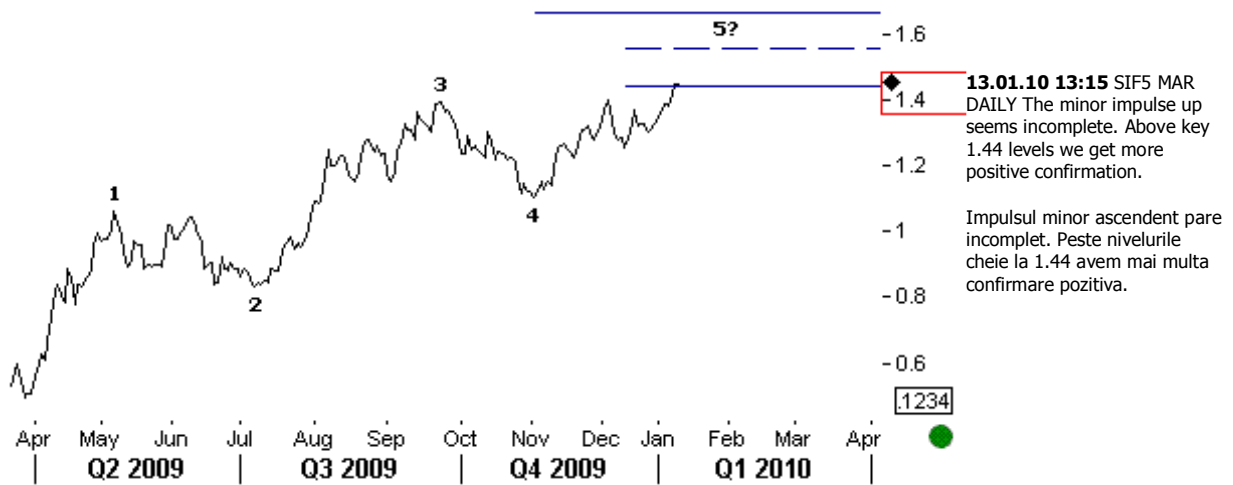
Impulsul subminor ascendent continua. Nivelurile cheie se afla la 26,480.



**13.01.10 14:05** SNP 60MIN  
Prices continue to push higher to previous highs.

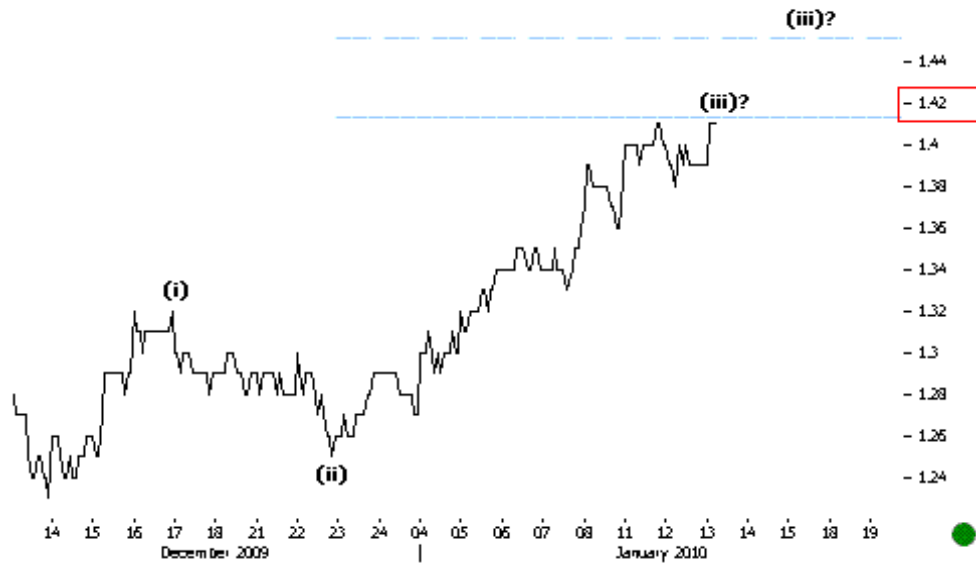
Preturile continua sa impinga mai sus spre maximele anterioare.

Price  
RON



**13.01.10 13:15** SIF5 MAR DAILY The minor impulse up seems incomplete. Above key 1.44 levels we get more positive confirmation.

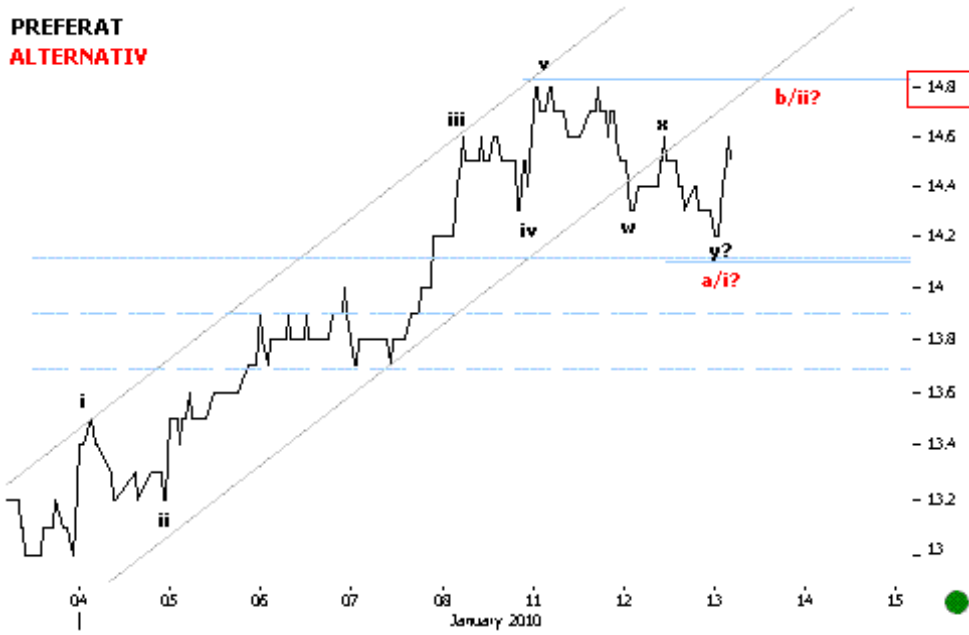
Impulsul minor ascendent pare incomplet. Peste nivelurile cheie la 1.44 avem mai multa confirmare pozitiva.



- 1.44
- 1.42
- 1.4
- 1.38
- 1.36
- 1.34
- 1.32
- 1.3
- 1.28
- 1.26
- 1.24

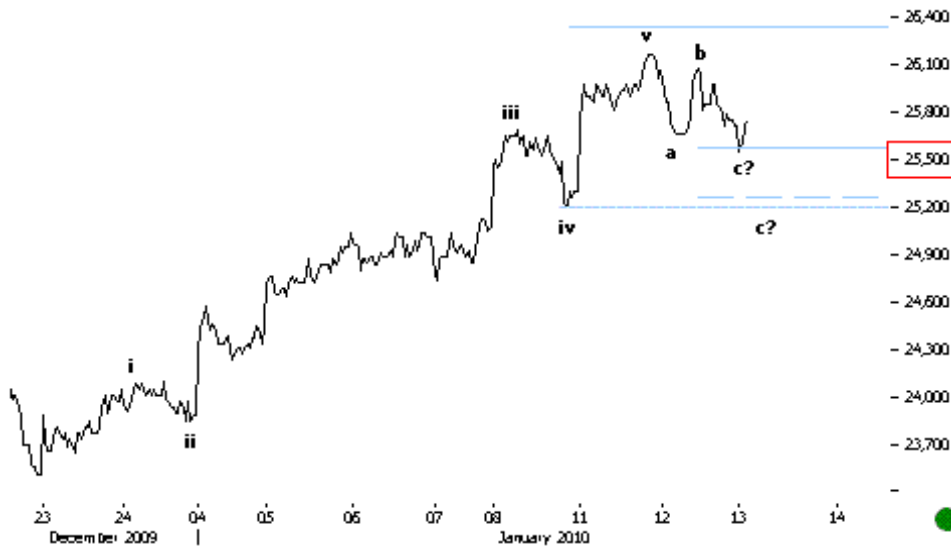
**13.01.10 12:05 SIF5 30MIN**  
 The continuous rising in prices suggests that the third impulsive wave up is not complete yet. Above key 1.42 we are looking higher till key 1.45 levels.  
 Continua crestere a preturilor sugereaza ca al treilea val impulsiv ascendent nu este inca complet. Peste nivelurile cheie 1.42 continuam sa privim mai sus pana la 1.45.

**PREFERAT**  
**ALTERNATIV**



- 14.8
- 14.6
- 14.4
- 14.2
- 14
- 13.8
- 13.6
- 13.4
- 13.2
- 13

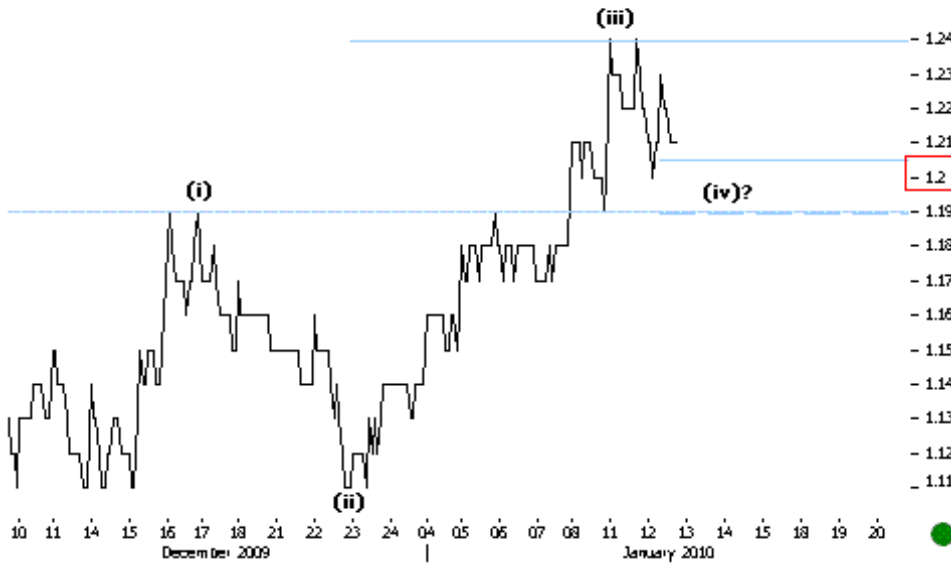
**13.01.10 11:15 BRD 10MIN**  
 The preferred scenario suggests a complete corrective down and now a potential new impulse up. Alternate looks at this as a pending larger corrective. Key resistances lie at 14.8 levels.  
 Scenariul preferat sugereaza o corectiune descendenta completa si acum un nou impuls ascendent. Scenariul alternativ considera posibilitatea unei corectiuni mai largi. Rezistentele cheie se afla la nivelurile 14.8.



**13.01.10 10:30 BETFI 10MIN**

Prices bounce back from key supports at 25,500 levels. We need a sustained upmove from here to consider the corrective structure down complete.

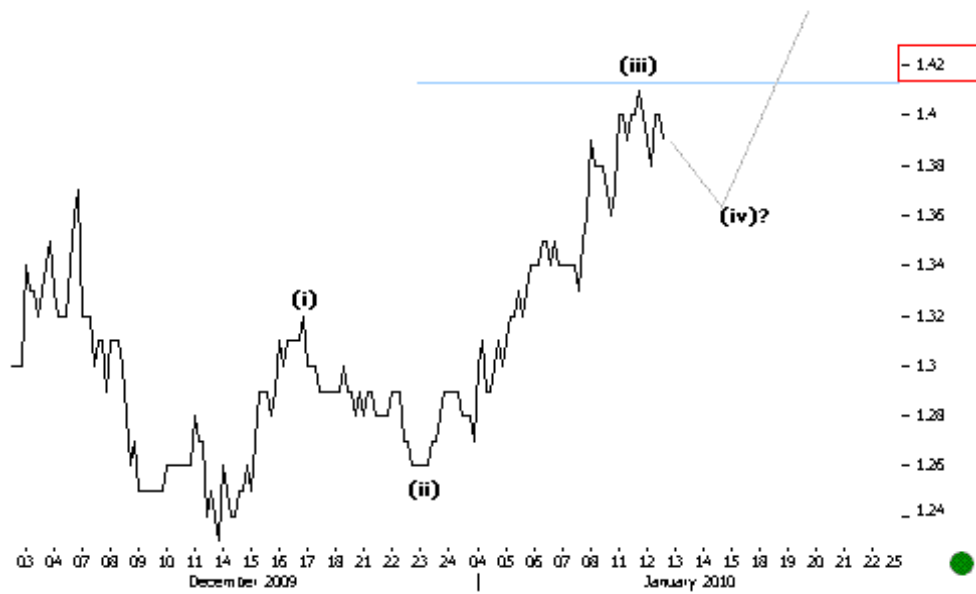
Preturile se intorc de la suporturile cheie la nivelurile 25,500. Avem nevoie de o crestere sustinuta de aici pentru a considera structura corectiva descendenta completa.



**12.01.10 15:55 SIF2 30MIN**

Above key 1.2-1.19 levels our preferred positive scenario remains valid.

Peste nivelurile cheie la 1.2-1.19 scenariul nostru preferat pozitiv ramane valid.



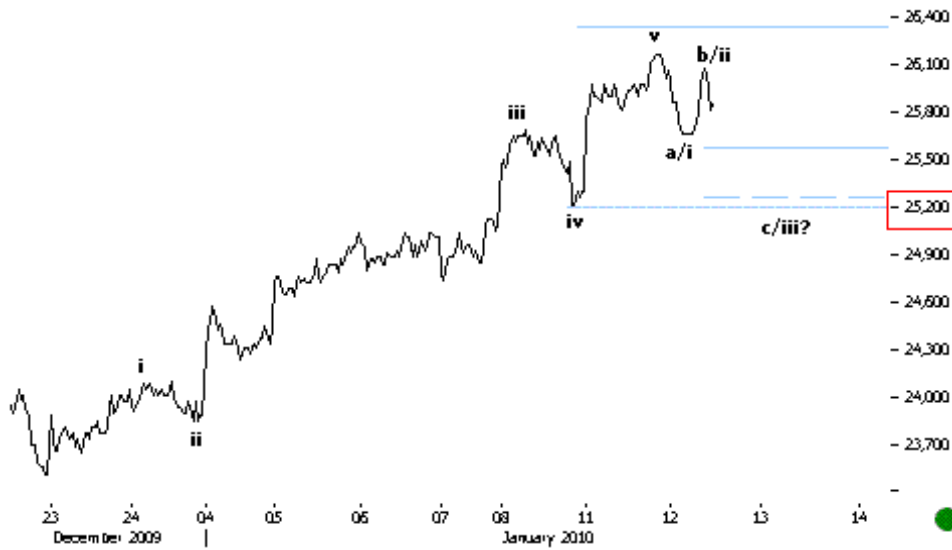
**12.01.10 14:40 SIF5 60MIN**  
 Prices continue to hold key resistances at 1.41 levels. We continue to wait for a fourth wave correction now.

Preturile continua sa se mentina sub rezistentele cheie la nivelurile 1.41. Continuum sa ne asteptam acum la un val patru corectiv.



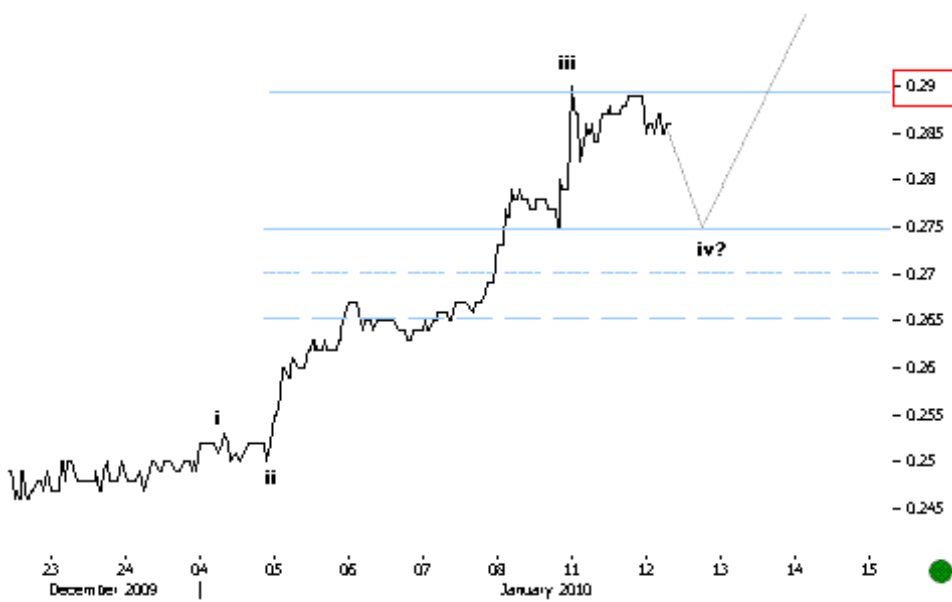
**12.01.10 14:15 BET 10MIN**  
 We have the same corrective structure on BET. Key supports lie at 5,100-5,050 levels.

Avem aceeaasi structura corectiva si in cazul indicelui BET. Suporturile cheie se afla la nivelurile 5,100-5,050.



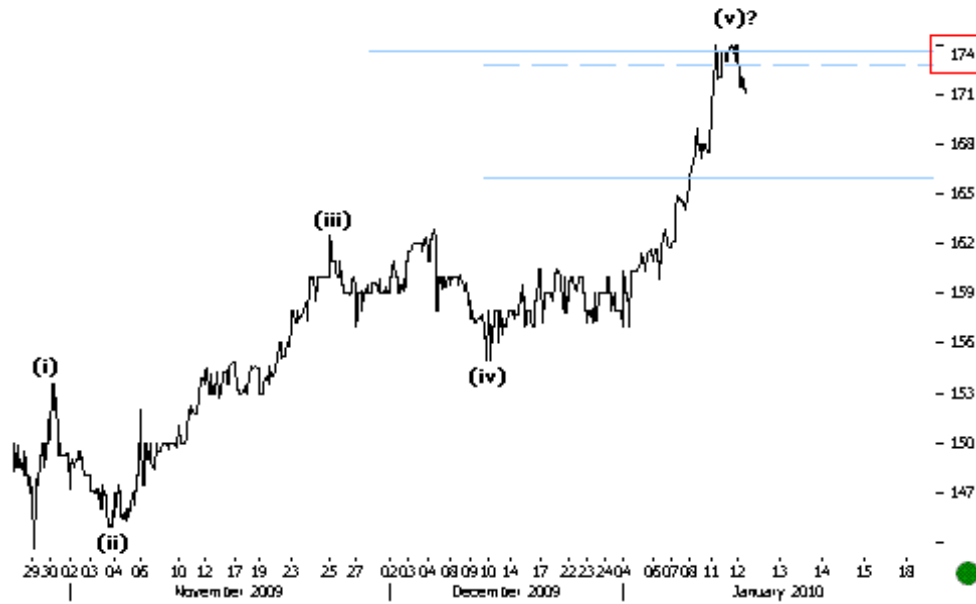
**12.01.10 13:35 BETFI 10MIN**  
 Prices seem to be in a subminor corrective structure down. Key supports lie at 25,200 levels (previous fourth and key FIB levels).

Preturile par a fi intr-o structura subminora corectiva descendenta. Suporturile cheie se afla la nivelurile 25,200 (valul patru anterior si nivelul cheie FIB).



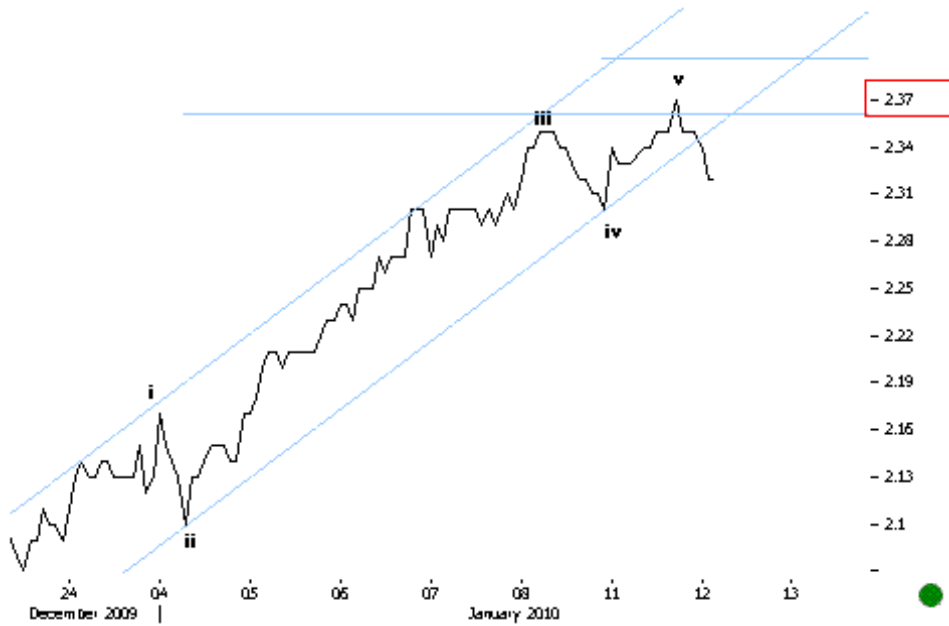
**12.01.10 12:30 SNP 10MIN**  
 The impulse up seems incomplete. We are looking at a fourth wave corrective now which could push lower till key supports at 0.275 levels.

Impulsul ascendent pare incomplet. Vedem acum un val patru corectiv care ar putea impinge preturile mai jos pana la suporturile cheie la nivelurile 0.275.



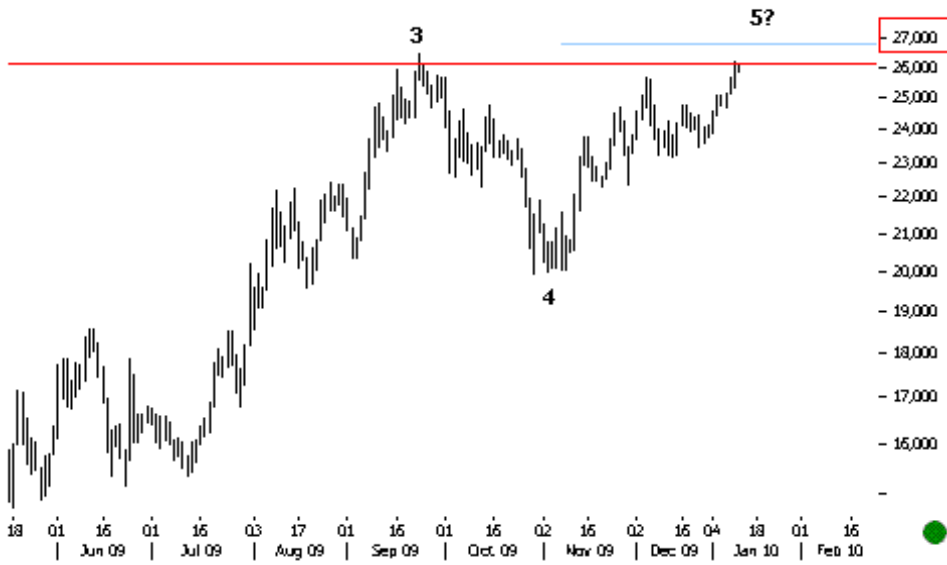
**12.01.10 11:40 TGN 10MIN**  
 Prices turn back from anticipated resistances at 174 levels.

Preturile se intorc de la rezistentele anticipate la nivelurile 174.



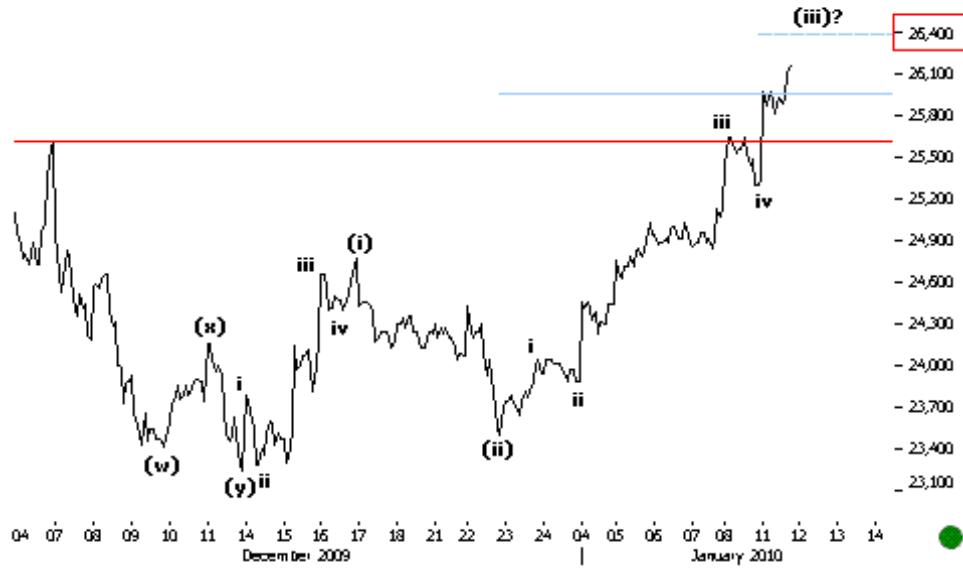
**12.01.10 11:00 TLV 30MIN**  
 Prices completed the subminor impulse up and now broke trend channel supports. We expect a deeper retracement now.

Preturile au completat impulsul subminor ascendent si acum au spart suporturile canalului. Ne asteptam la o retragere mai adanca acum.



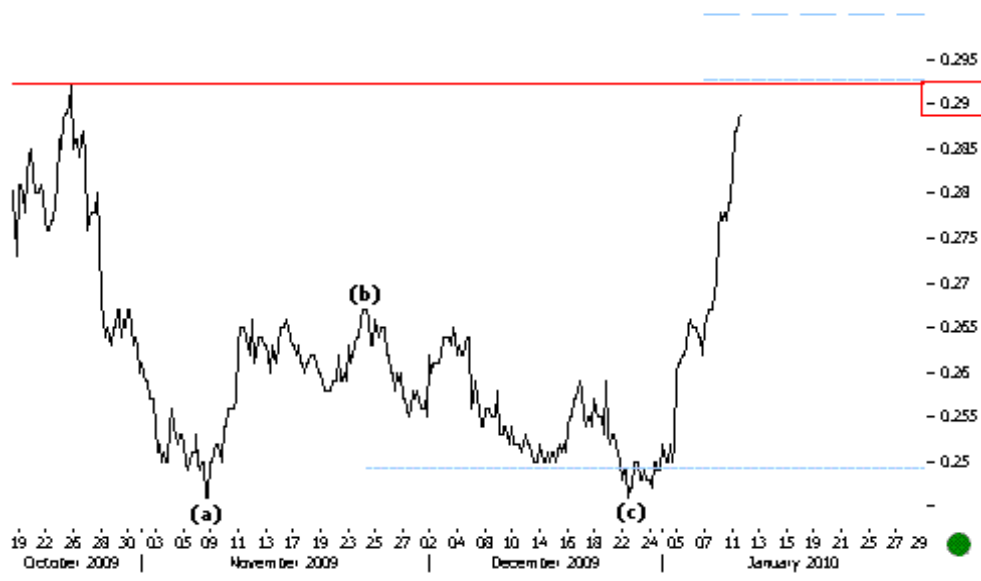
**12.01.10 10:20 BETFI DAILY**  
 Prices are retesting previous highs. A clear break here would push prices to our anticipated targets at 27,000 levels.

Preturile retesteaza maximele anterioare. O bresa clara aici ar impinge preturile mai sus pana la targetul nostru anticipat la nivelurile 27,000.



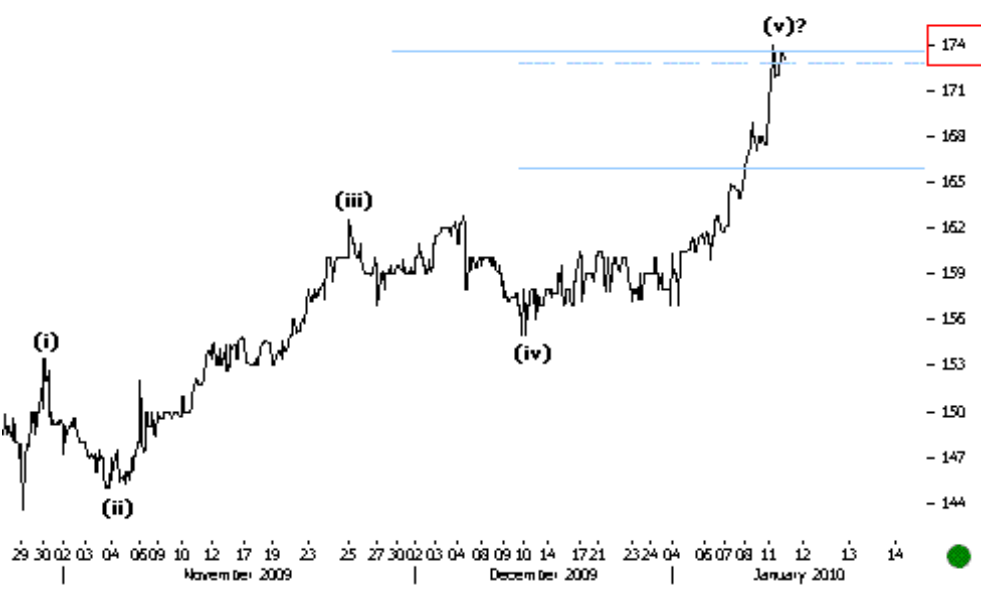
**11.01.10 16:00 BETFI 30MIN**  
 Prices continue to push higher as anticipated.

Preturile continua sa impinga mai sus precum anticipat.



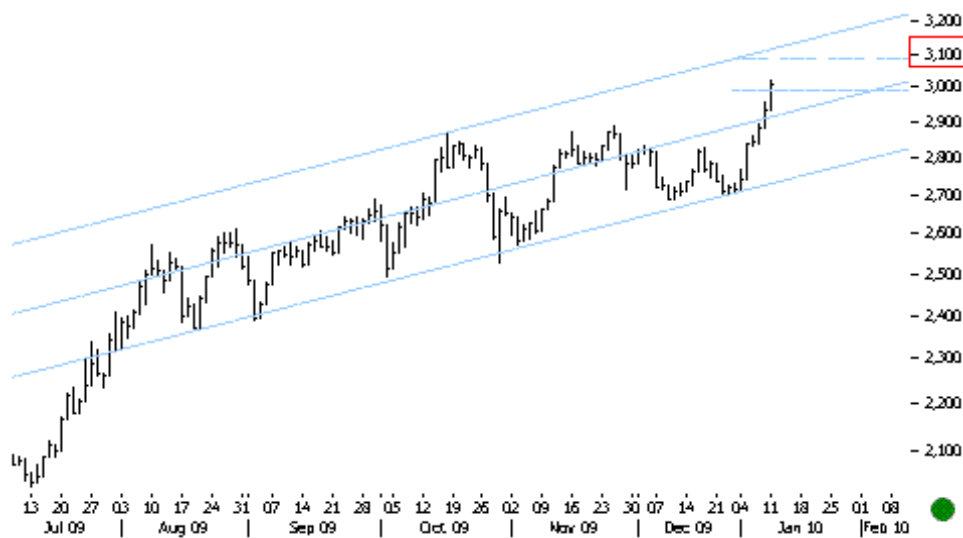
- 0.295  
 - 0.29  
 - 0.285  
 - 0.28  
 - 0.275  
 - 0.27  
 - 0.265  
 - 0.26  
 - 0.255  
 - 0.25  
 -

**11.01.10 15:10 SNP 60MIN**  
 Prices are heading to previous highs at key 0.292 levels.  
 Preturile se indreapta spre maximele anterioare la nivelurile cheie 0.292.



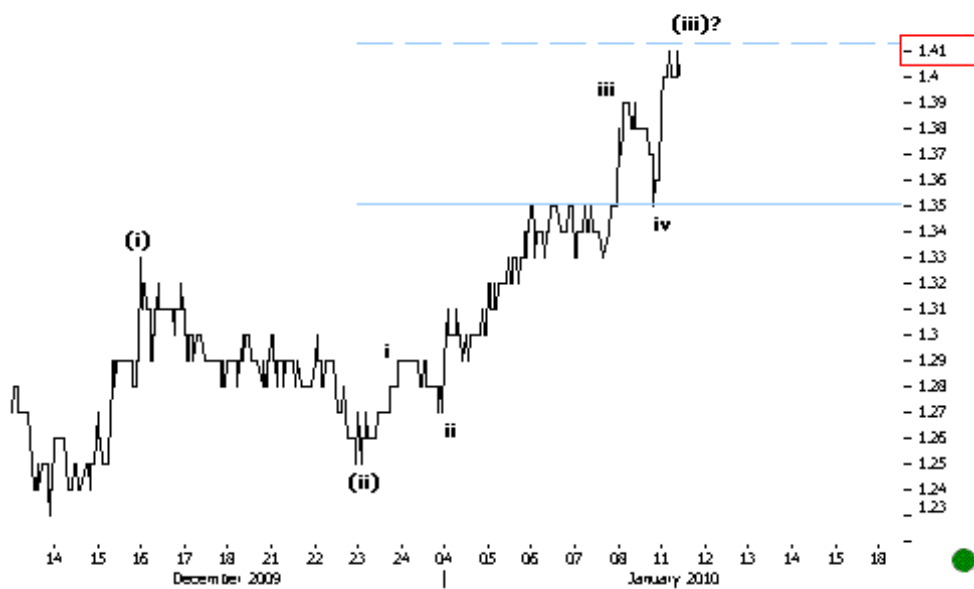
- 174  
 - 171  
 - 168  
 - 165  
 - 162  
 - 159  
 - 156  
 - 153  
 - 150  
 - 147  
 - 144

**11.01.10 14:30 TGN 10MIN**  
 Prices pushed higher till key resistances at 174 levels. We need a clear break above respective levels to continue to look higher.  
 Preturile au impins mai sus pana la rezistentele cheie la nivelurile 174. Avem nevoie de o bresa clara deasupra nivelurilor respective pentru a continua sa privim in sus.



**11.01.10 13:40 BETC DAILY**  
 Prices broke psychological 3,000 levels and are heading to trend channel resistances at 3,100.

- 2,500 Preturile au spart nivelurile psihologice 3,000 si se indreapta spre rezistentele canalului la 3,100.



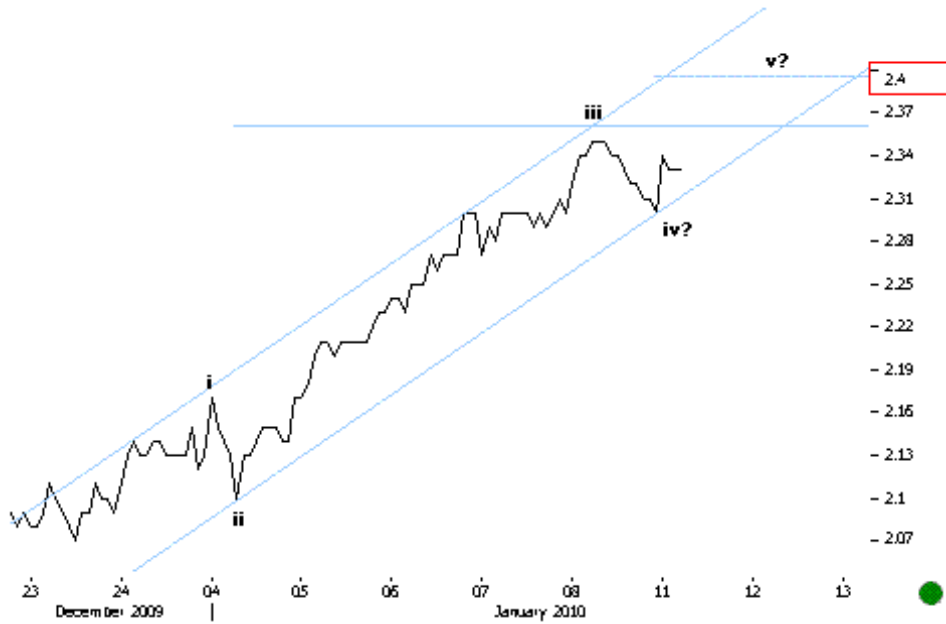
**11.01.10 12:50 SIF5 10MIN**  
 As anticipated, prices pushed higher till key resistances at 1.41 levels.

Precum anticipat, preturile au impins mai sus pana la rezistentele cheie la nivelurile 1.41.



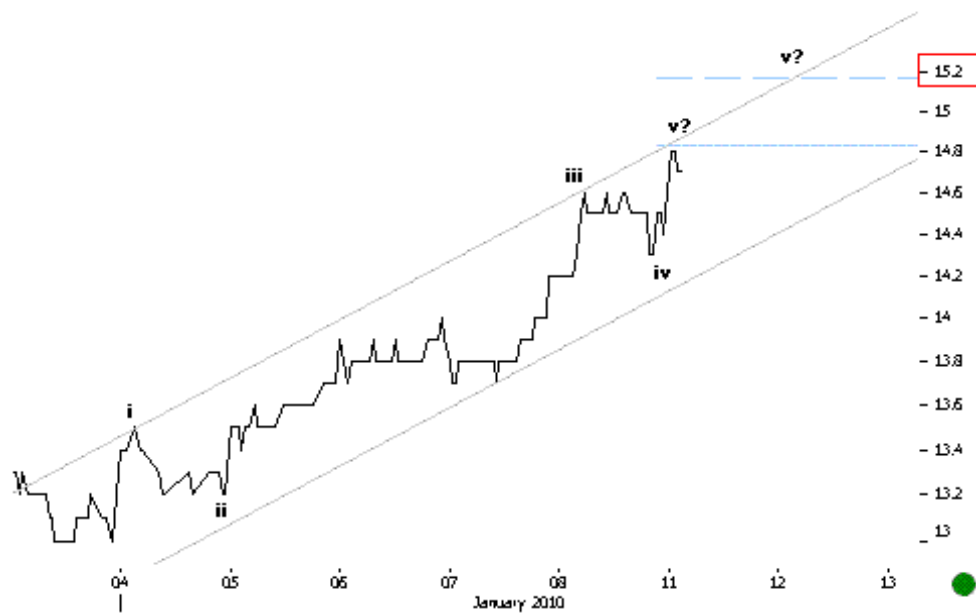
**11.01.10 12:15 BET DAILY**  
 Prices pushed higher till trend channel resistances. A clear break here would give us further positive confirmation.

Preturile au impins mai sus pana la rezistentele canalului. O bresa clara aici ne va da mai multa confirmare pozitiva.



**11.01.10 11:40 TLV 30MIN**  
 The current structure looks like a completing subminor impulse up. Key resistance levels lie at 2.4.

Structura curenta pare un impuls subminor ascendent in curs de completare. Nivelurile cheie de rezistenta se afla la 2.4.



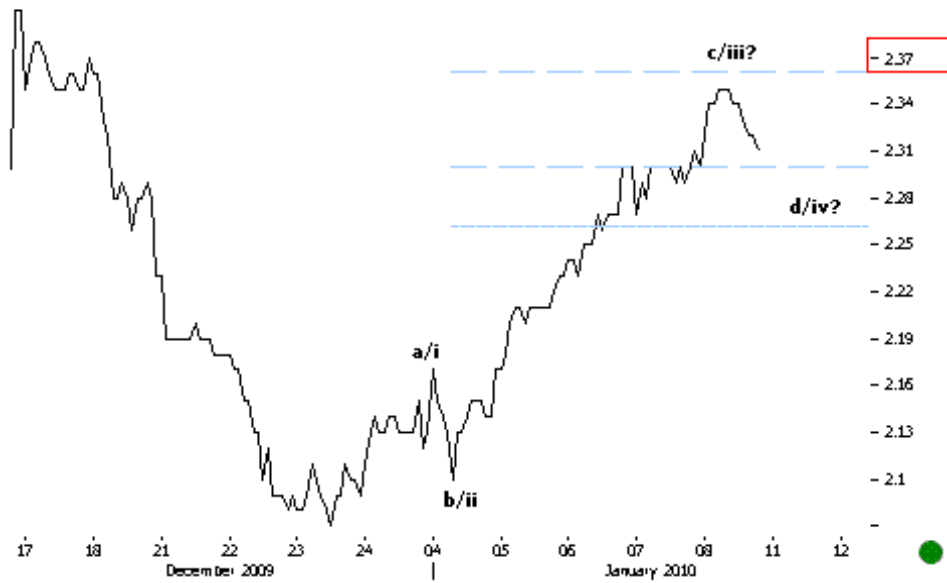
**11.01.10 11:00 BRD 10MIN**  
 Prices continue to push higher in the subminor impulse up. Above key 14.8 we continue to look higher till 15-15.2.

Preturile continua sa impinga mai sus in impulsul subminor ascendent. Peste nivelurile cheie la 14.8 continuam sa privim in sus pana la 15-15.2.



**11.01.10 10:25 BETFI 30MIN**  
 Prices break previous highs and continue to push higher in the subminor impulse up. Next resistances come at key 26,400 levels.

Preturile sparg maximele anterioare si continua sa impinga mai sus in impulsul subminor. Urmatoarele rezistente se afla la nivelurile cheie 26,400.



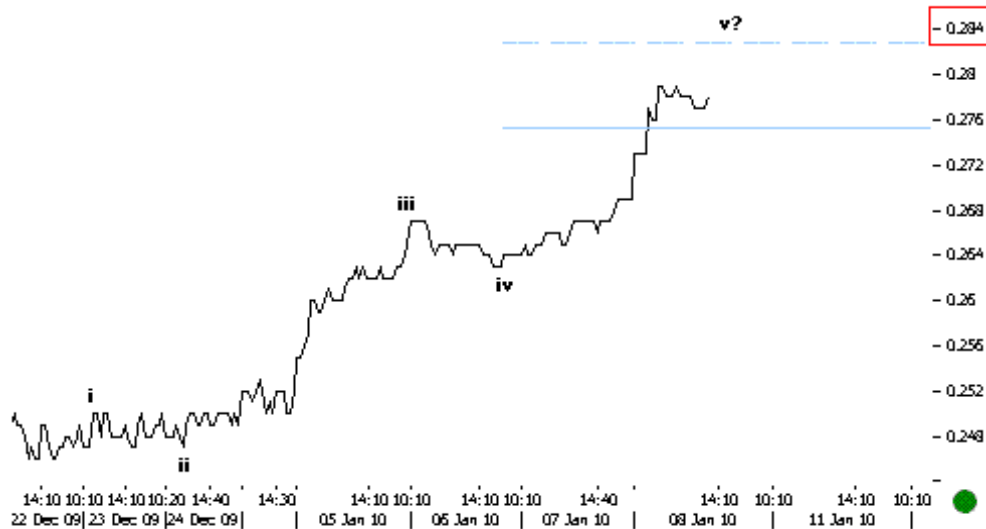
**08.01.10 15:45 TLV 30MIN**  
 Prices completed the third leg up at key resistance levels at 2.37. The current retracement could develop into a corrective fourth leg down.

Preturile au completat al treilea val ascendent la nivelurile cheie de rezistență la 2.37. Retragerea curentă ar putea fi un val al patrulea corectiv.

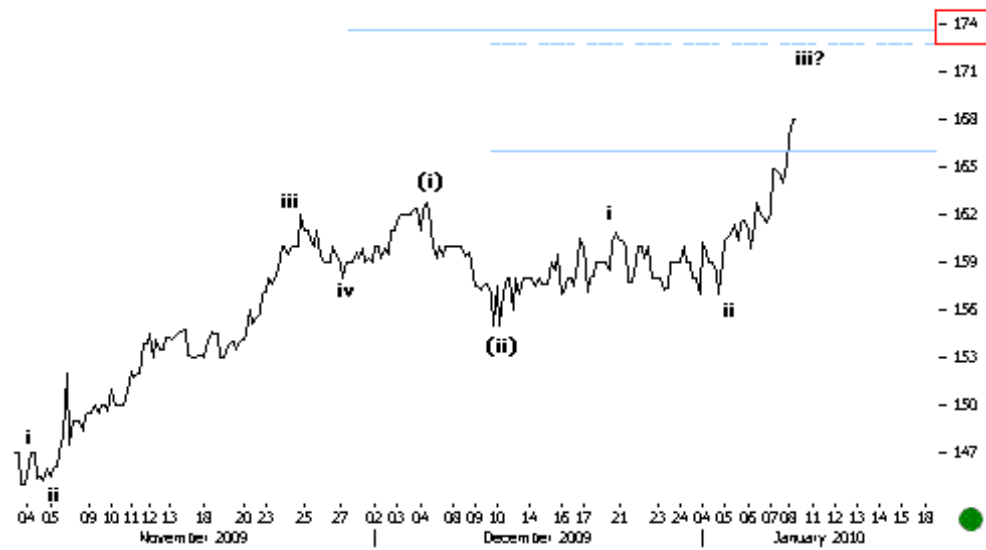


**08.01.10 14:25 BETFI 60MIN**  
 Prices pushed higher till previous highs at key 25,600 levels.

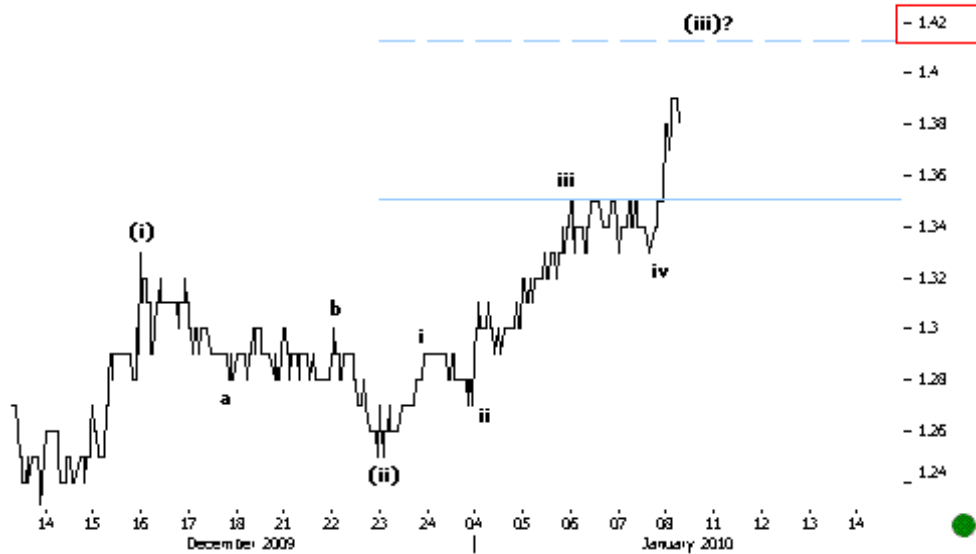
Preturile au împins mai sus până la maximele anterioare la nivelurile cheie 25,600.



**08.01.10 13:35 SNP 10MIN**  
 Prices are pushing higher to complete the subminor impulse up. Key resistances lie at 0.284 levels.  
 Preturile imping mai sus pentru a completa impulsul subminor ascendent. Rezistentele cheie se afla la nivelurile 0.284.

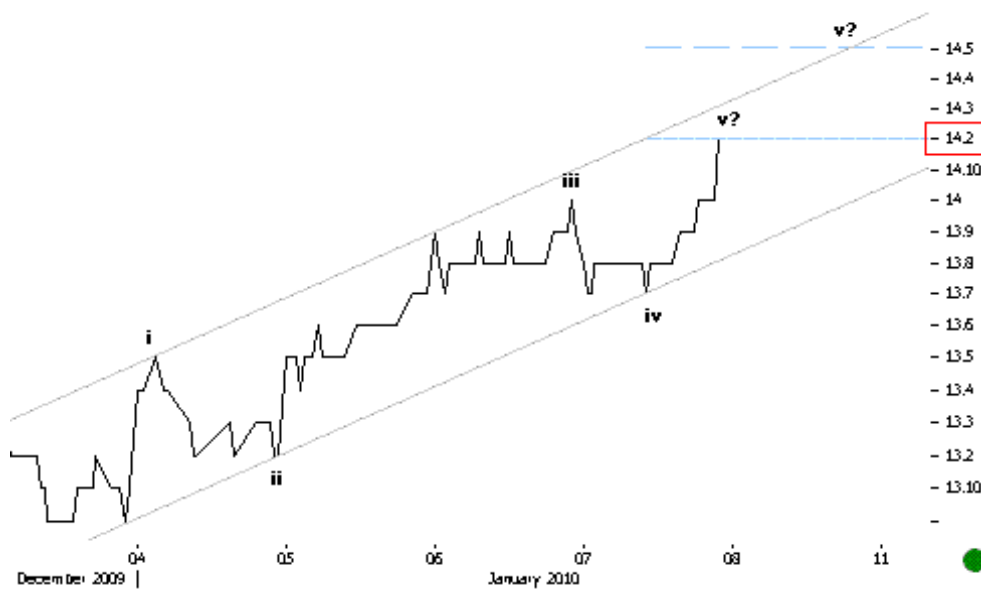


**08.01.10 12:45 TGN 60MIN**  
 Prices continue to push higher. Next resistances come at key 174 levels.  
 Preturile continua sa impinga in sus. Rezistentele urmatoare vin la nivelurile cheie 174.



**08.01.10 11:50 SIF5 10MIN**  
 SIF5 has already broken previous highs and seems to be pushing higher in a subminor impulse up. Key resistances lie at 1.42 levels.

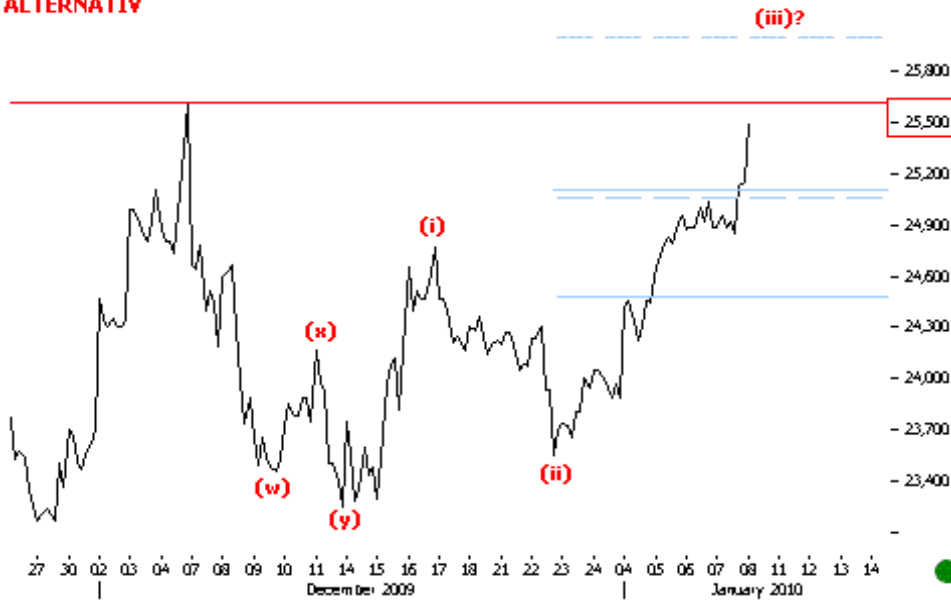
SIF5 a spart deja maximele anterioare si pare sa impinga mai sus intr-un impuls subminor ascendent. Rezistentele cheie se afla la nivelurile 1.42.



**08.01.10 11:00 BRD 10MIN**  
 The upmove looks impulsive. The fifth leg up could extend higher till key resistances at 14.5 levels.

Cresterea pare impulsiva. Al cincilea val ascendent s-ar putea extinde mai sus pana la rezistentele cheie la nivelurile 14.5.

**ALTERNATIV**

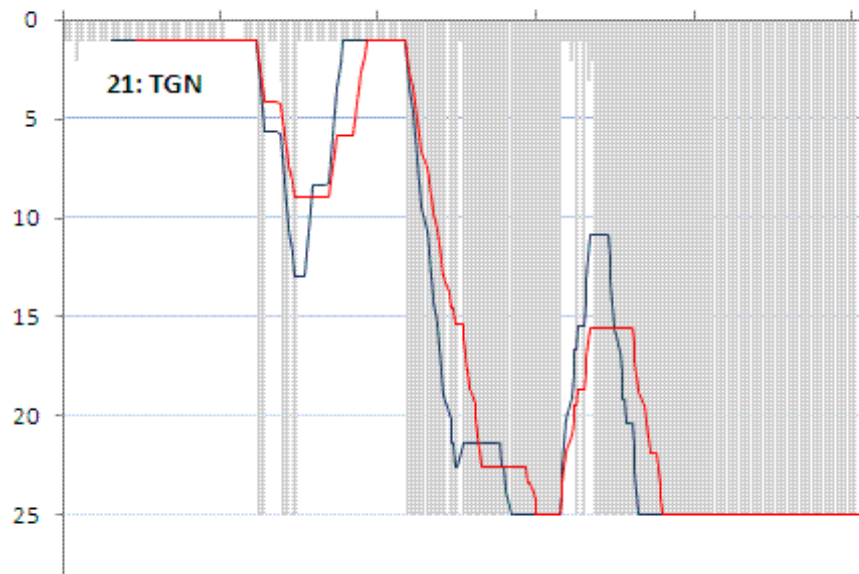


**08.01.10 10:25 BETFI 60MIN**

The alternate scenario suggests that this is the beginning of a new impulse up. A clear break above previous highs at 25,610 levels would validate this scenario.

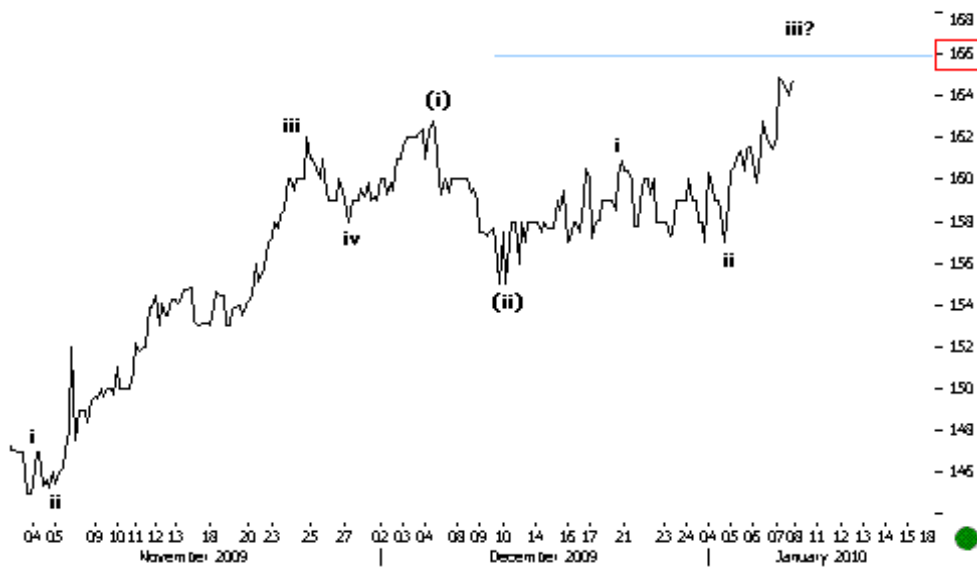
Scenariul alternativ sugereaza ca acesta este inceputul unui nou impuls ascendent. O bresa clara deasupra maximelor anterioare la nivelurile 25,610 ar valida acest scenariu.

23-Sep-08 23-Dec-08 23-Mar-09 23-Jun-09 23-Sep-09 23-Dec-0



**07.01.10 TGN Performance cycle is bottoming.**

Ciclul de performanta a ajuns la un bottom.



**07.01.10 16:00 TGN 60MIN**  
 Our preferred positive scenario continues to look at this as the beginning of an impulsive structure up. Key levels lie at 166.  
 Scenariul nostru preferat pozitiv continua sa priveasca aceasta miscare ca pe inceputul unei structuri impulsive ascendente. Nivelurile cheie se afla la 166.

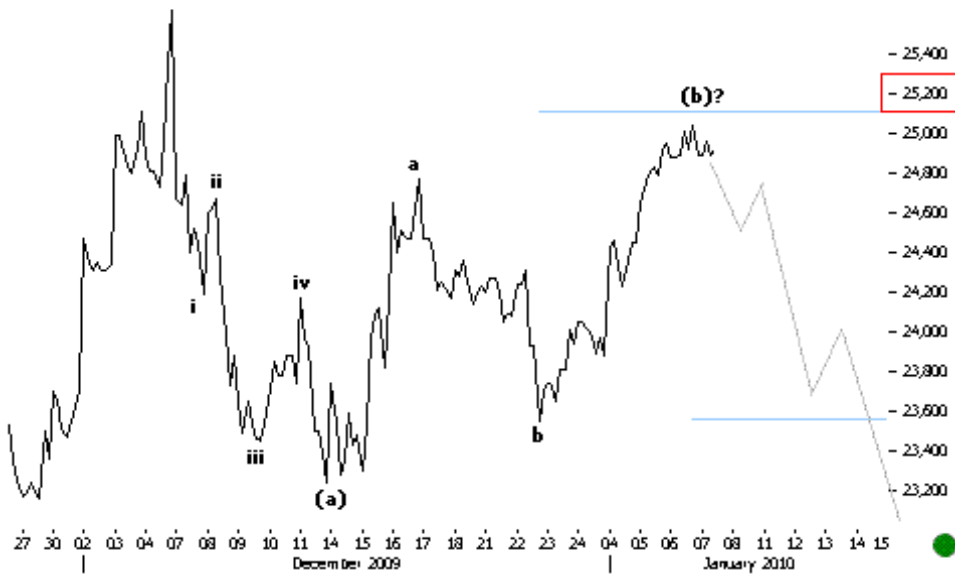


**07.01.10 15:25 SNP 60MIN**  
 Prices continue to push higher to key levels at 0.27.  
 Preturile continua sa impinga mai sus spre nivelurile cheie la 0.27.



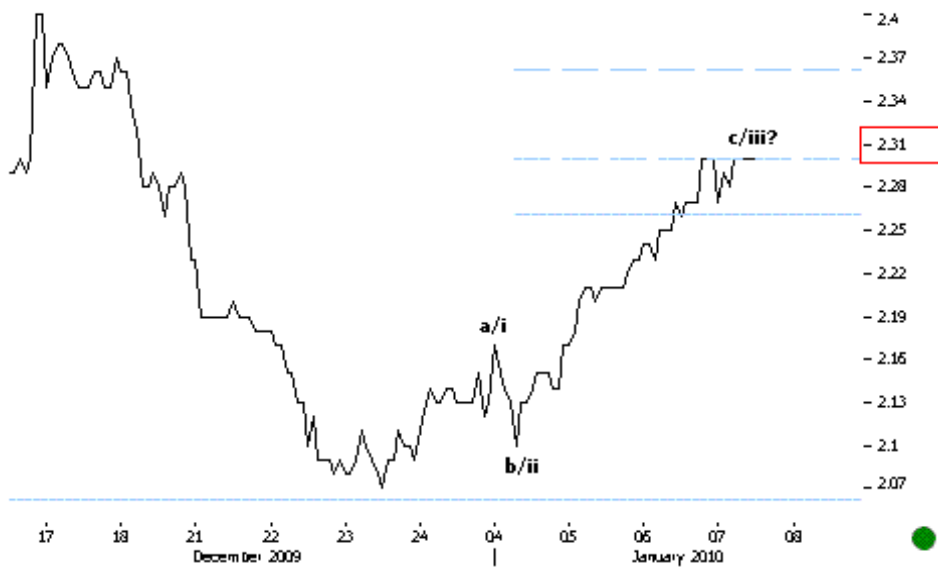
**07.01.10 - 14:34 ATB WEEKLY (SAPTAMANAL)** The stock seems ready to move up.

Actiunea pare pregatita sa impinga in sus.



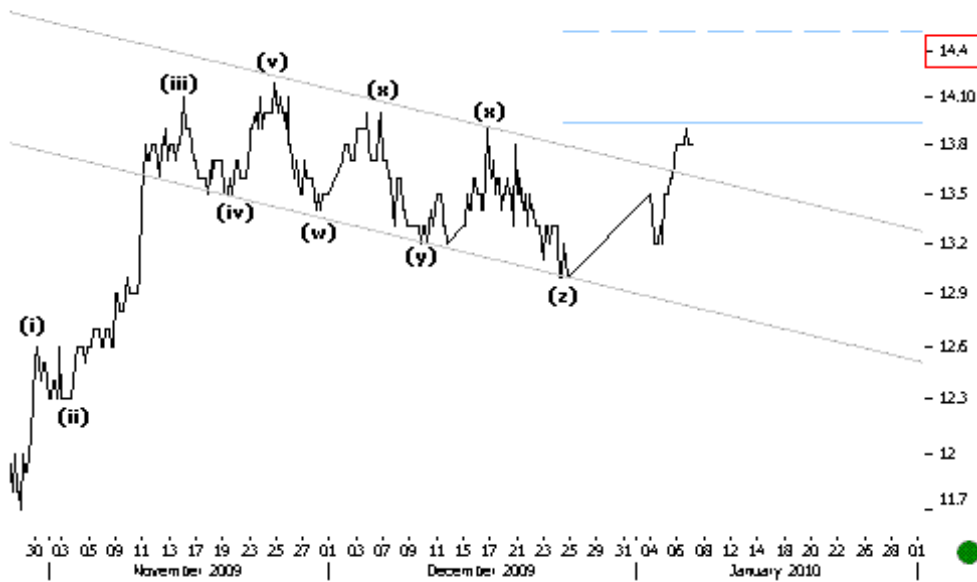
**07.01.10 14:00 BETFI 60MIN** Prices continue to hold key resistance levels at 25,100.

Preturile continua sa se mentina sub rezistentele cheie la nivelurile 25,100.



**07.01.10 13:40 TLV 30MIN**  
 As anticipated, prices continued to push higher till key 2.31 levels.

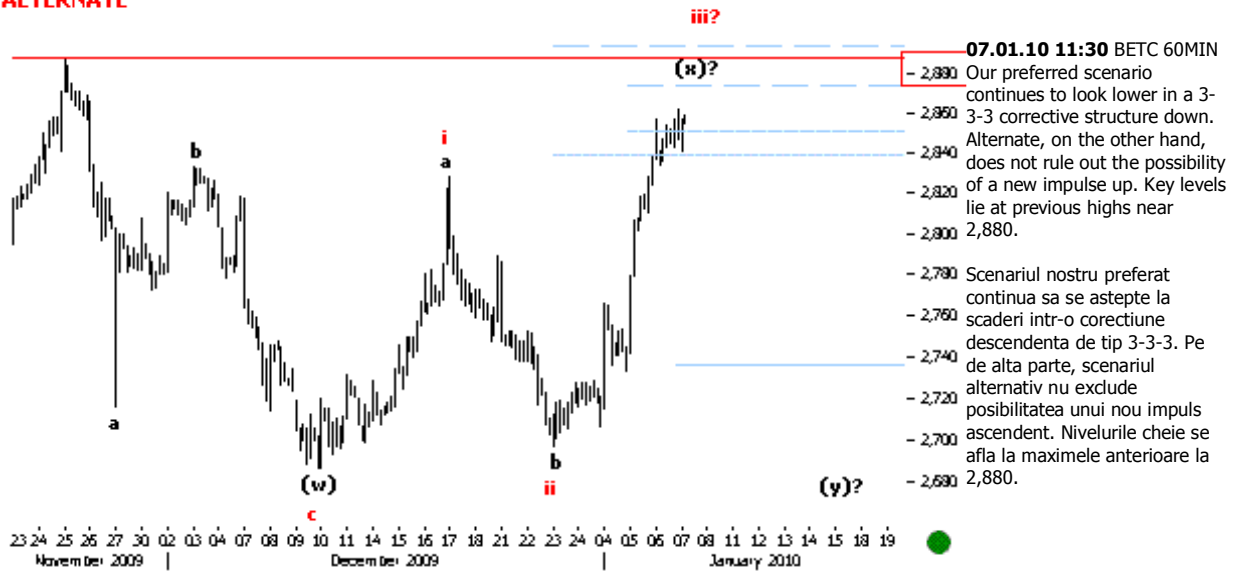
Precum anticipat, preturile au continuat sa impinga mai sus pana la nivelurile cheie la 2.31.



**07.01.10 12:50 BRD 60MIN**  
 Prices continue to push higher after completing the complex sideways correction. Above psychological 14 levels we continue to look higher till 14.5.

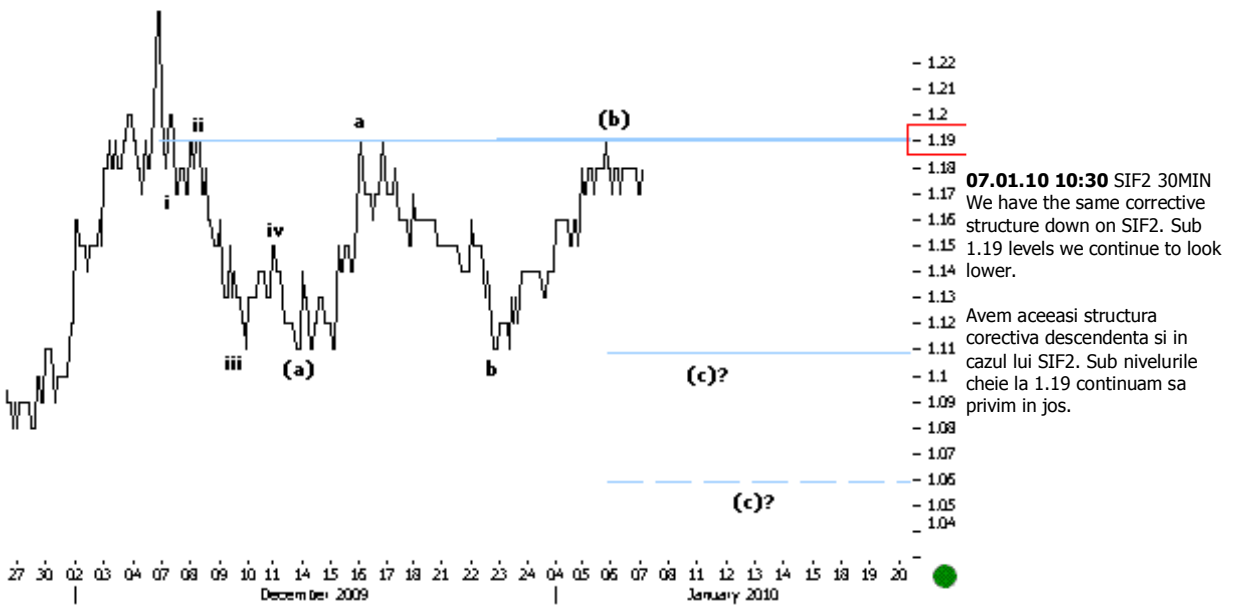
Preturile continua sa impinga mai sus dupa completarea corectiunii laterale complexe. Peste nivelurile psihologice 14 continuam sa privim mai sus pana la 14.5.

**PREFERRED  
ALTERNATE**



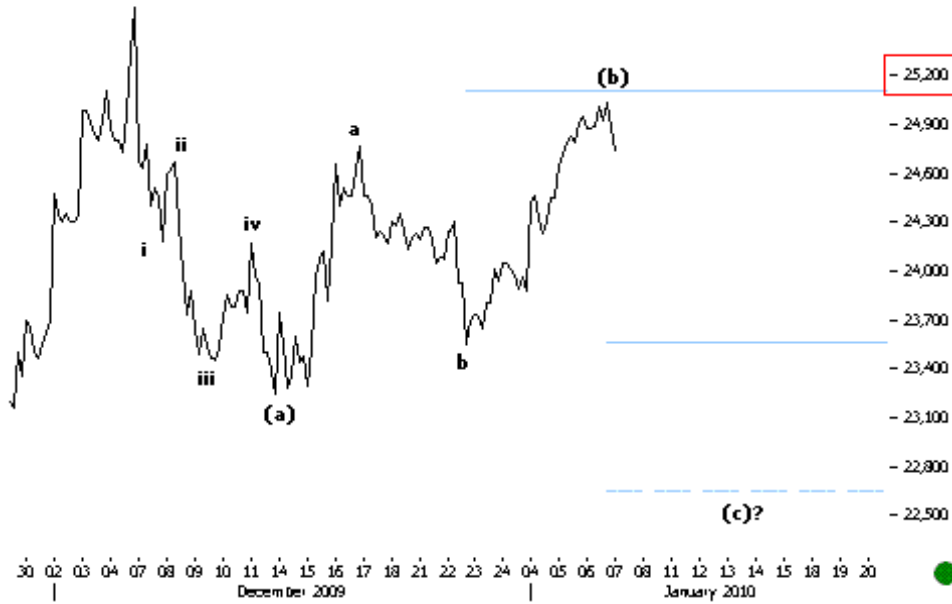
**07.01.10 11:30 BETC 60MIN**  
 Our preferred scenario continues to look lower in a 3-3 corrective structure down. Alternate, on the other hand, does not rule out the possibility of a new impulse up. Key levels lie at previous highs near 2,880.

Scenariul nostru preferat continua sa se astepte la scaderi intr-o corectiune descendenta de tip 3-3-3. Pe de alta parte, scenariul alternativ nu exclude posibilitatea unui nou impuls ascendent. Nivelurile cheie se afla la maximele anterioare la 2,880.



**07.01.10 10:30 SIF2 30MIN**  
 We have the same corrective structure down on SIF2. Sub 1.19 levels we continue to look lower.

Avem aceeasi structura corectiva descendenta si in cazul lui SIF2. Sub nivelurile cheie la 1.19 continuam sa privim in jos.



- 25,200

- 24,900 **07.01.10 10:15 BETFI 60MIN**  
 Our PREFERRED scenario looks at the current structure as an incomplete corrective down. Prices turn back from key resistances at 25,100. We continue to look lower from here.

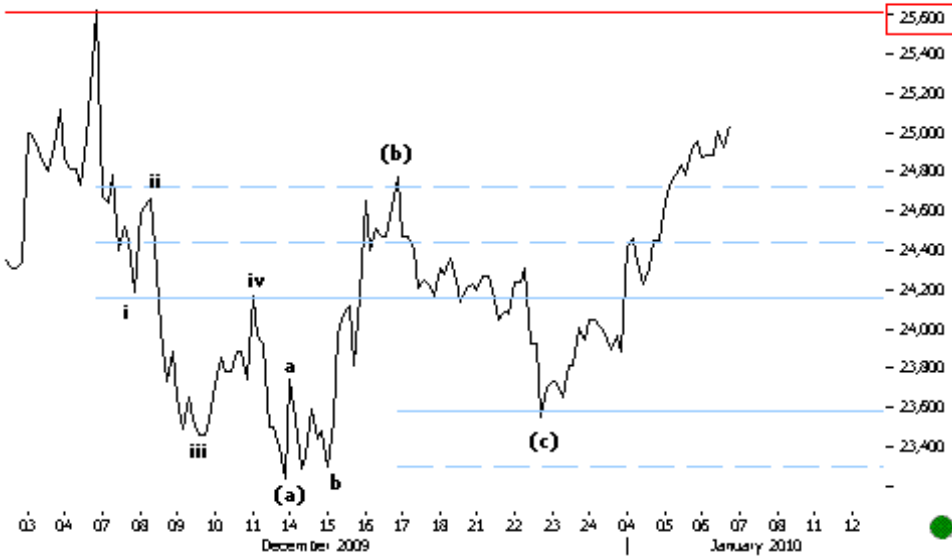
- 24,600  
 - 24,300  
 - 24,000  
 - 23,700 Scenariul nostru PREFERAT considera structura curenta o corectiune descendenta incompleta. Preturile se intorc de la rezistentele cheie la 25,100. Continuum sa privim in jos de aici.

- 23,400

- 23,100

- 22,800

- 22,500



- 25,600

- 25,400

- 25,200

- 25,000

- 24,800 **06.01.10 15:55 BETFI 60MIN**  
 Prices continue to push higher in the subminor impulse up.

- 24,600  
 - 24,400 Preturile continua sa impinga mai sus in impulsul subminor ascendent.

- 24,200

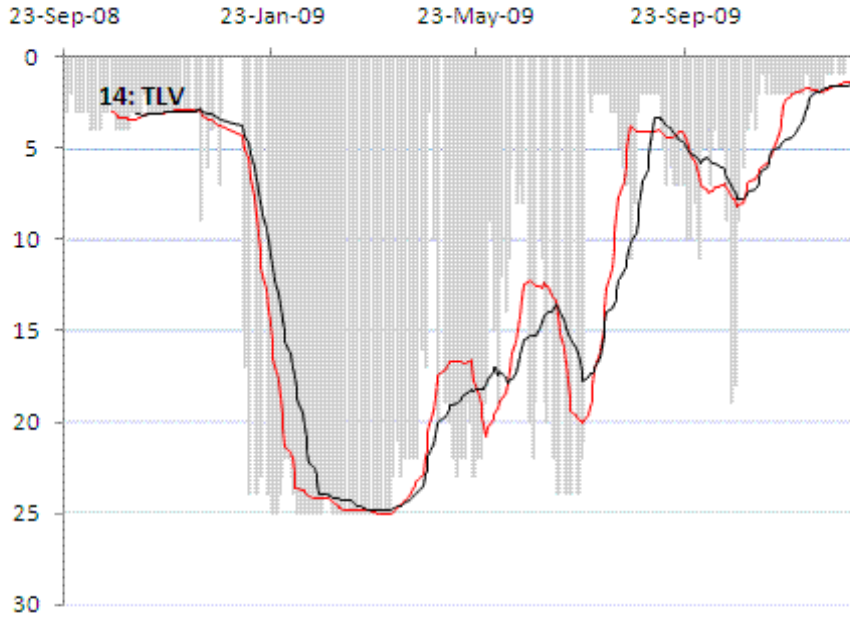
- 24,000

- 23,800

- 23,600

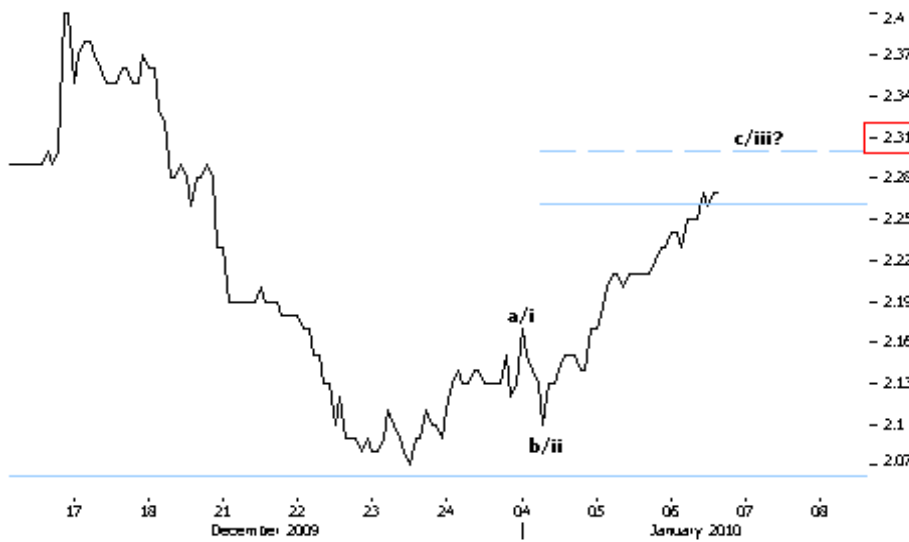
- 23,400

-



**06.01.10 14:53 TLV**  
Performance cycles are topping.

Ciclurile de performanta ajung la un top.

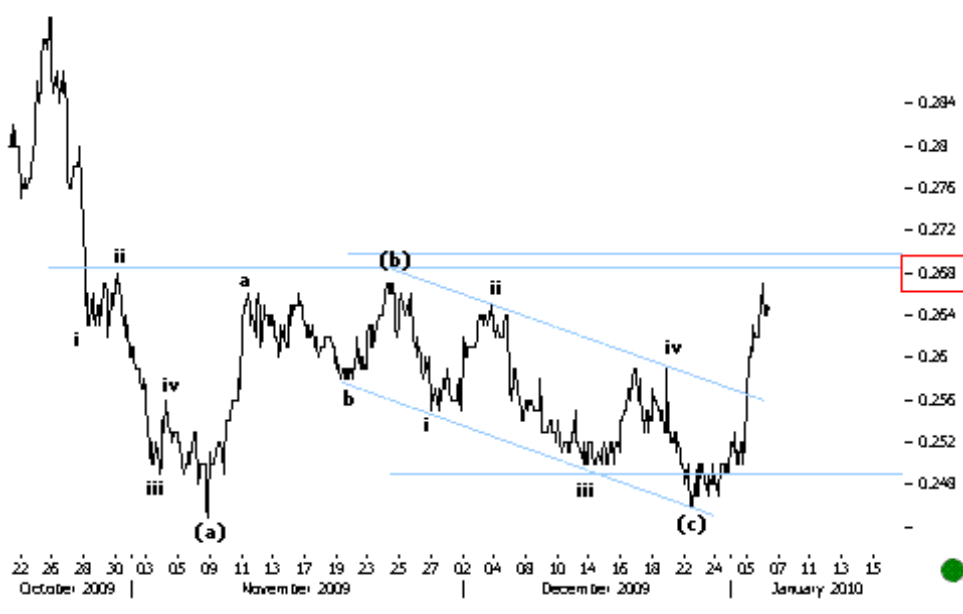


**06.01.10 14:40 TLV 30MIN**  
Prices continue to push higher in the third leg up. Key resistances lie at 2.31 levels.

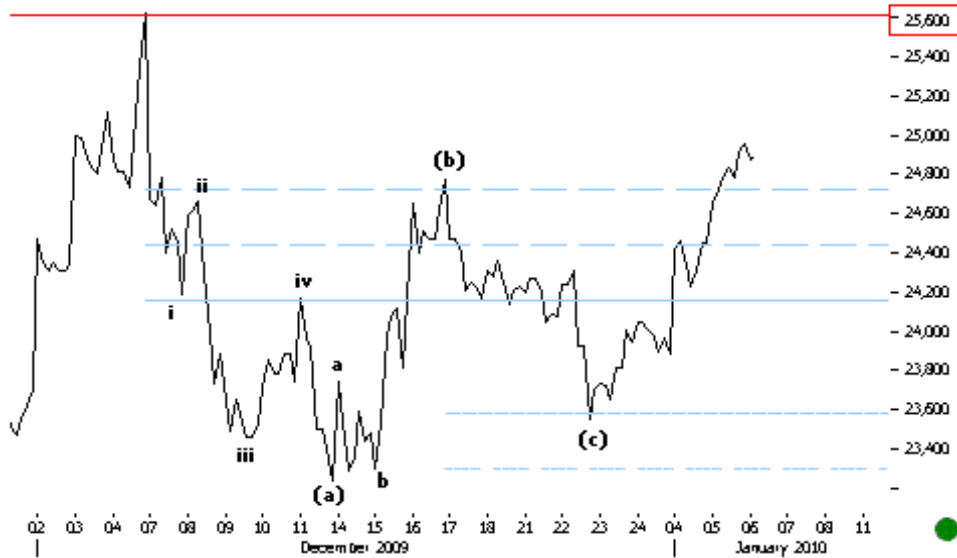
Preturile continua sa impinga mai sus in al treilea val ascendent. Rezistentele cheie se afla la nivelurile 2.31.



**06.01.10 13:35 RRC 30MIN**  
 Prices continue to push higher in the iii leg up.

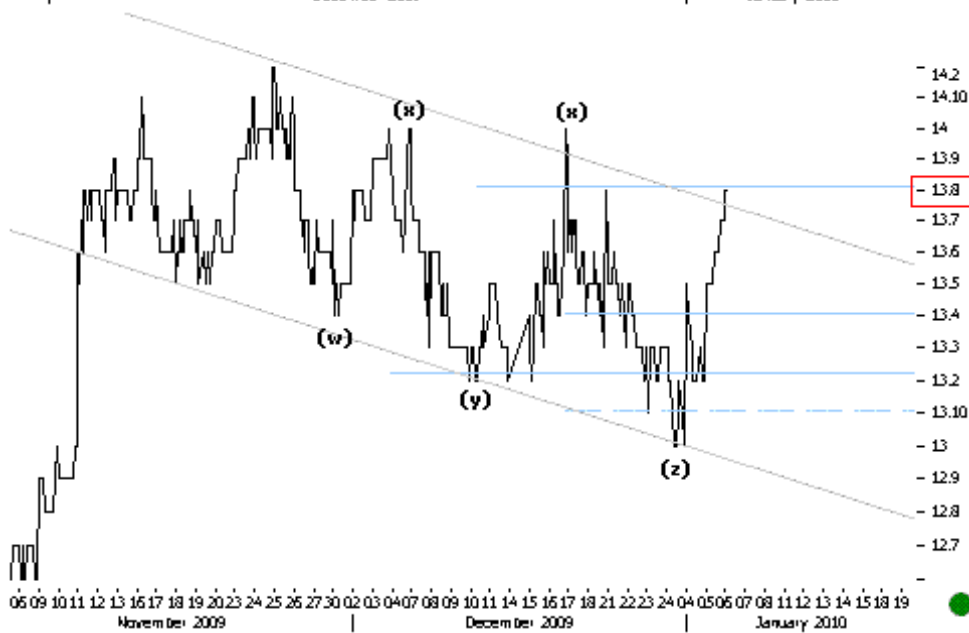


**06.01.10 12:40 SNP 30MIN**  
 Prices continue to push higher. We need a clear break above key 0.27 levels for a clear positive confirmation.  
 Preturile continua sa impinga in sus. Avem nevoie de o bresa clara deasupra nivelurilor cheie la 0.27 pentru o confirmare pozitiva clara.



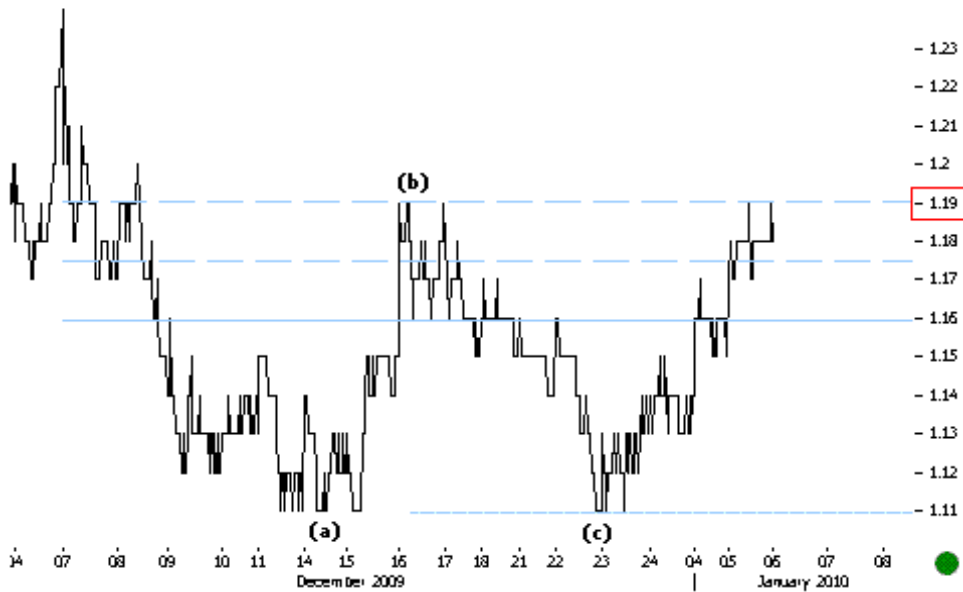
**06.01.10 11:50 BETFI 60MIN**  
 Prices broke key resistances at 0.618 FIB levels. Next targets lie at previous highs at 25,600 levels.

Preturile au spart rezistențele cheie la nivelurile FIB 0.618. Următorul target se află la maximele anterioare la nivelurile 25,600.



**06.01.10 11:30 BRD 30MIN**  
 As anticipated, prices break out of the subminor trend channel down. Above key 13.8 levels we have more positive confirmation.

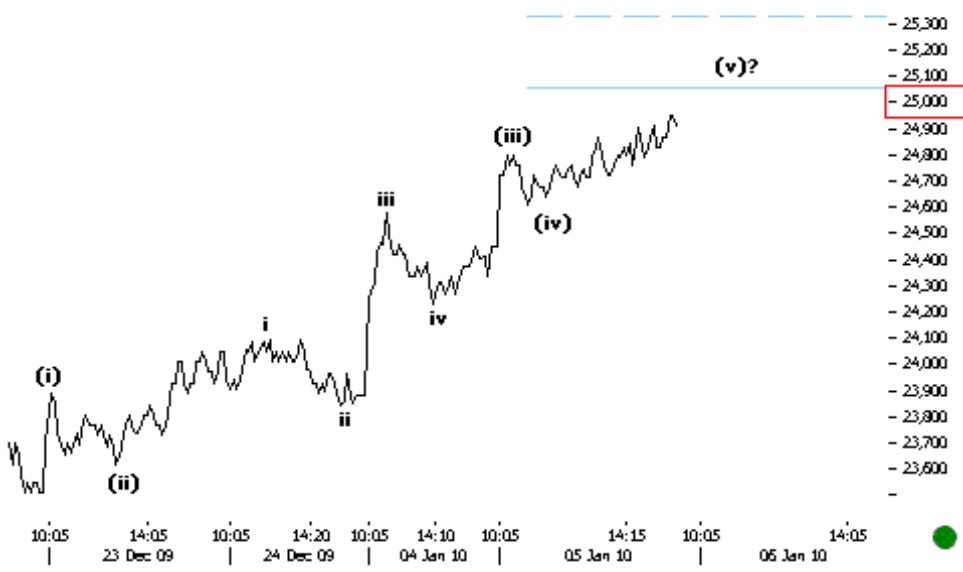
Precum anticipat, preturile sparg canalul subminor descendent. Peste nivelurile cheie la 13.8 avem mai multa confirmare pozitiva.



- 1.23  
 - 1.22  
 - 1.21  
 - 1.2  
 - 1.19  
 - 1.18  
 - 1.17  
 - 1.16  
 - 1.15  
 - 1.14  
 - 1.13  
 - 1.12  
 - 1.11

**06.01.10 10:30 SIF2 10MIN**  
 Prices continued to push higher after completing the a-b-c corrective down. A bove key 1.19 levels we have a positive confirmation.

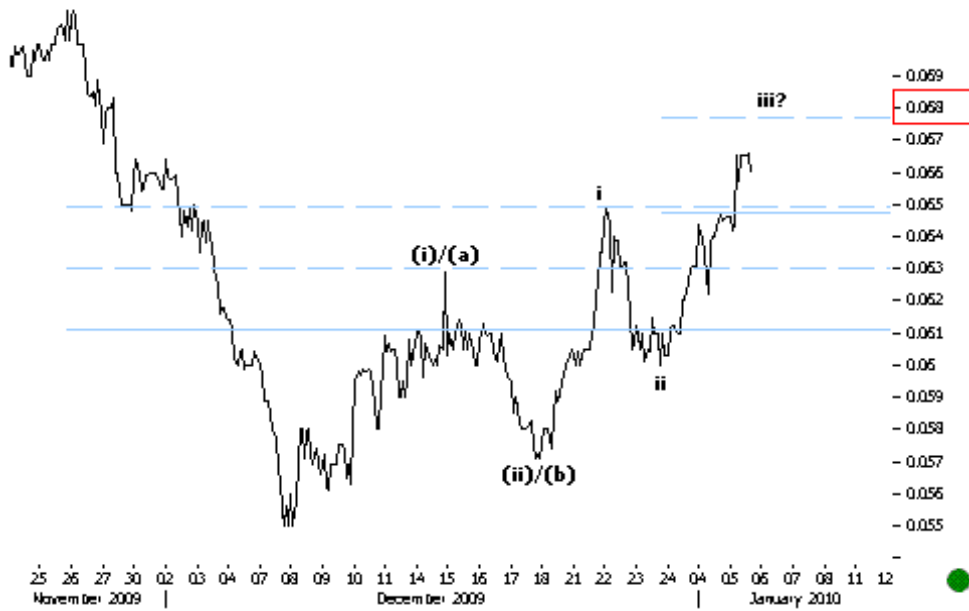
Preturile au continuat sa impinga mai sus dupa completarea corectiunii descendente de tip a-b-c. Peste nivelurile cheie la 1.19 avem o confirmare pozitiva.



- 25,300  
 - 25,200  
 - 25,100  
 - 25,000  
 - 24,900  
 - 24,800  
 - 24,700  
 - 24,600  
 - 24,500  
 - 24,400  
 - 24,300  
 - 24,200  
 - 24,100  
 - 24,000  
 - 23,900  
 - 23,800  
 - 23,700  
 - 23,600  
 -

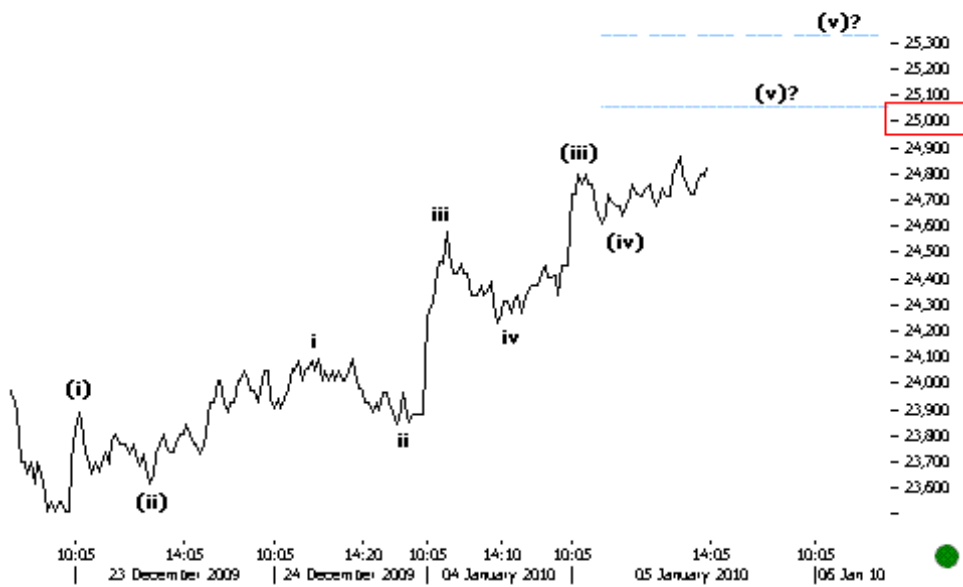
**05.01.10 15:55 BETFI 5MIN**  
 Prices continue to push higher towards key resistance levels at psychological 25,000.

Preturile continua sa impinga mai sus spre rezistentele cheie la nivelurile psihologice 25,000.



**05.01.10 14:40 RRC 30MIN**  
 As anticipated yesterday, prices continued to push higher after breaking key levels at 0.065. We remain positive on subminor.

Precum anticipat ieri, preturile au continuat sa impinga in sus dupa spargerea nivelurilor cheie la 0.065. Ramanem pozitivi la nivelul subminor.



**05.01.10 14:10 BETFI 5MIN**  
 Prices continue to push higher in the subminor impulse up. First resistances lie near psychological 25,000 levels.

Preturile continua sa creasca in impulsul subminor ascendent. Primele rezistente se afla in jurul nivelurilor psihologice la 25,000.



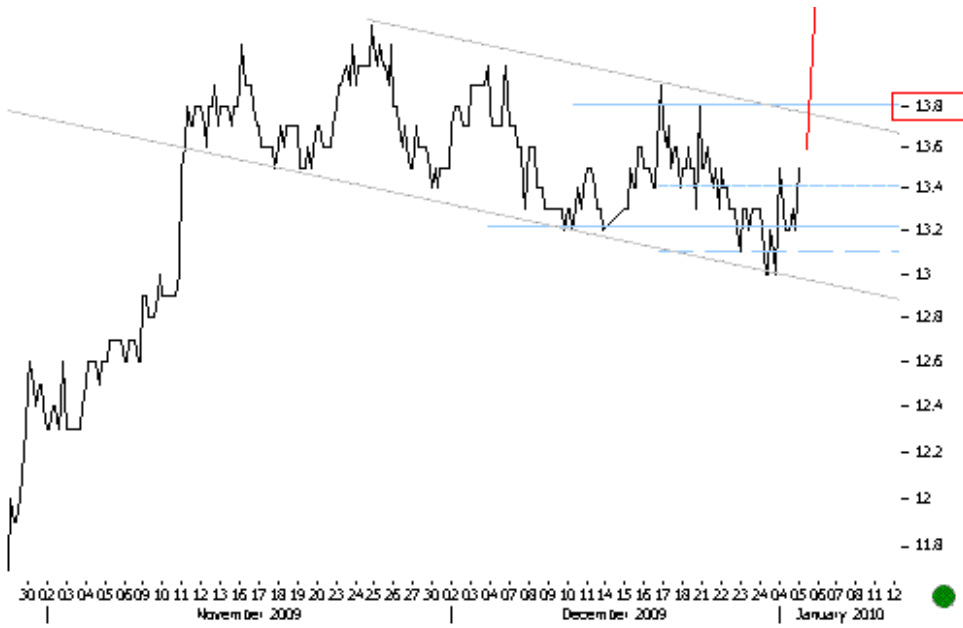
**05.01.10 13:06 SIF5 30MIN**  
 We need a clear break above 1.34 to look for confirmed positivity.

Este nevoie de o bresa clara peste 1.34 pentru a avea pozitivitate confirmata.



**050110 11:39 BETXT 30MIN**  
 The ongoing corrective is ready to resolve higher. Above 480 we get further positive confirmation.

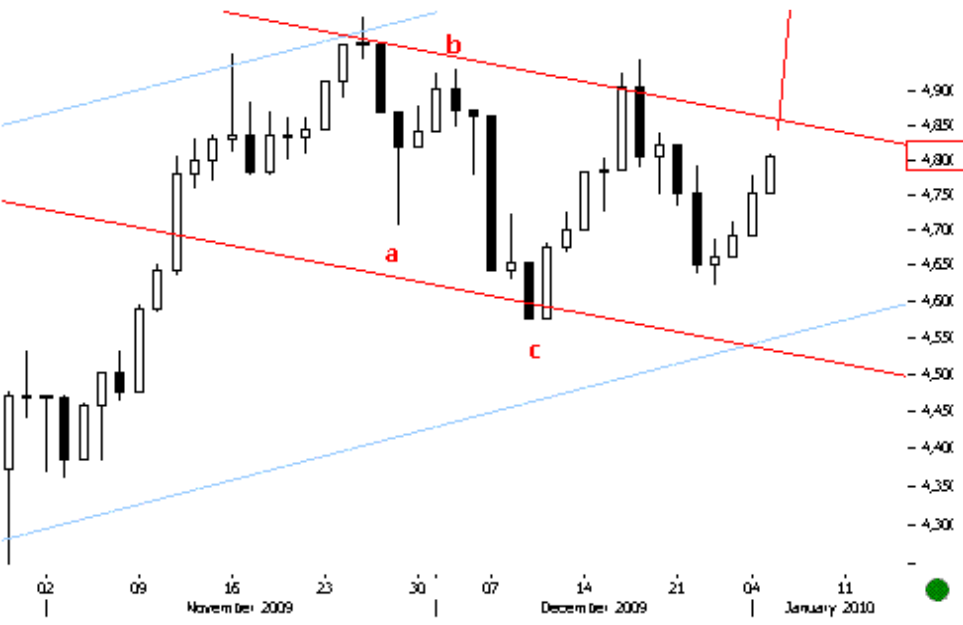
Miscarea corectoare curenta este gata sa se incheie mai sus. Peste 480 primim confirmare pozitiva mai departe.



- 13.8  
 - 13.6  
 - 13.4  
 - 13.2  
 - 13  
 - 12.8  
 - 12.6  
 - 12.4  
 - 12.2  
 - 12  
 - 11.8

**05.01.10 11:21 BRD 60MIN**  
 Prices are moving in a corrective that should resolve higher. Above 13.6 we get further positive confirmation.

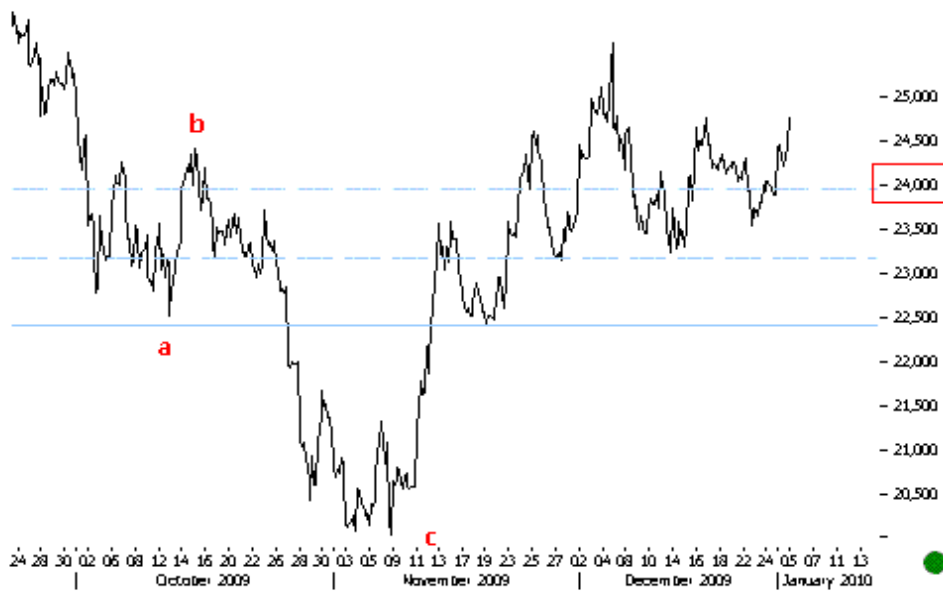
Preturile se afla intr-o miscare corectoare care ar trebui sa se incheie mai sus. Peste 13.6 primim confirmare pozitiva mai departe.



- 4.900  
 - 4.850  
 - 4.800  
 - 4.750  
 - 4.700  
 - 4.650  
 - 4.600  
 - 4.550  
 - 4.500  
 - 4.450  
 - 4.400  
 - 4.350  
 - 4.300  
 -

**05.01.10 10:41 BET ZILNIC**  
 Peste 4,800 continuam sa privim in sus.

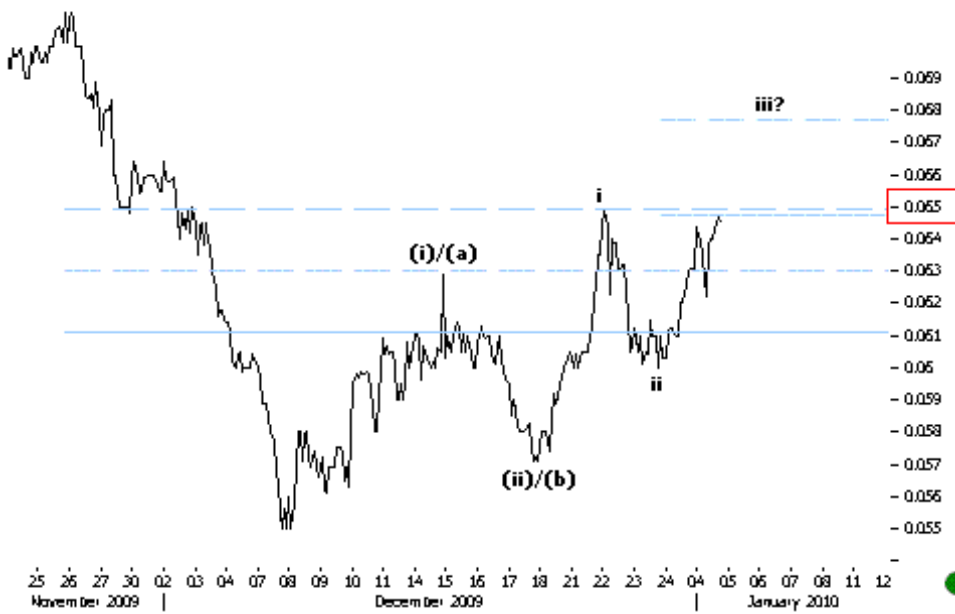
Above 4,800 we continue to look higher.



- 25,000  
 - 24,500  
 - 24,000  
 - 23,500  
 - 23,000  
 - 22,500  
 - 22,000  
 - 21,500  
 - 21,000  
 - 20,500  
 -

**05.01.10 10:16 BETFI ZILNIC**  
 Peste 24,000 continuam sa  
 privim in sus.

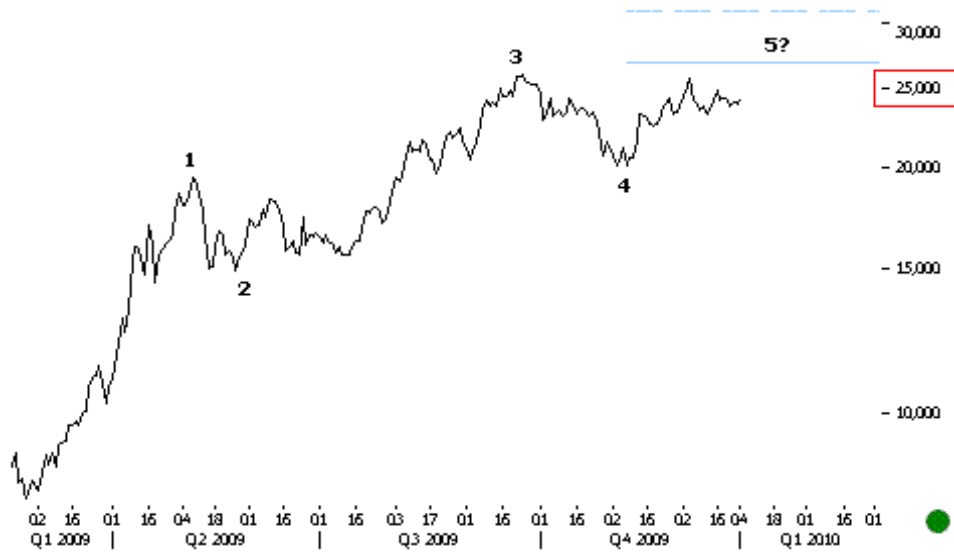
Above 24,000 we continue to  
 look higher.



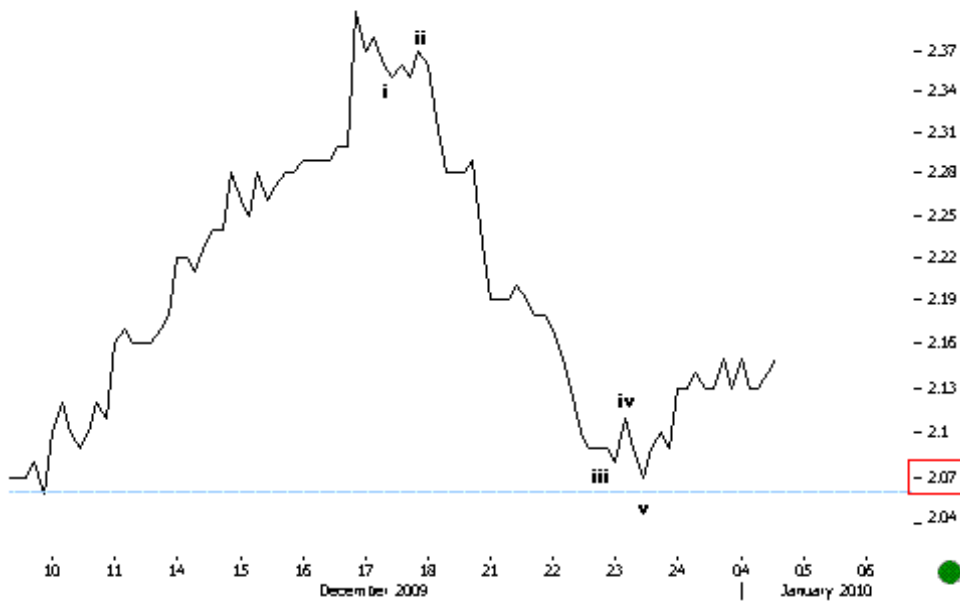
- 0.069  
 - 0.068  
 - 0.067  
 - 0.066  
 - 0.065  
 - 0.064  
 - 0.063  
 - 0.062  
 - 0.061  
 - 0.06  
 - 0.059  
 - 0.058  
 - 0.057  
 - 0.056  
 - 0.055  
 -

**04.01.10 15:50 RRC 30MIN**  
 This could be the beginning of  
 a new impulse up. Above key  
 levels at 0.065 we get more  
 positive confirmation.

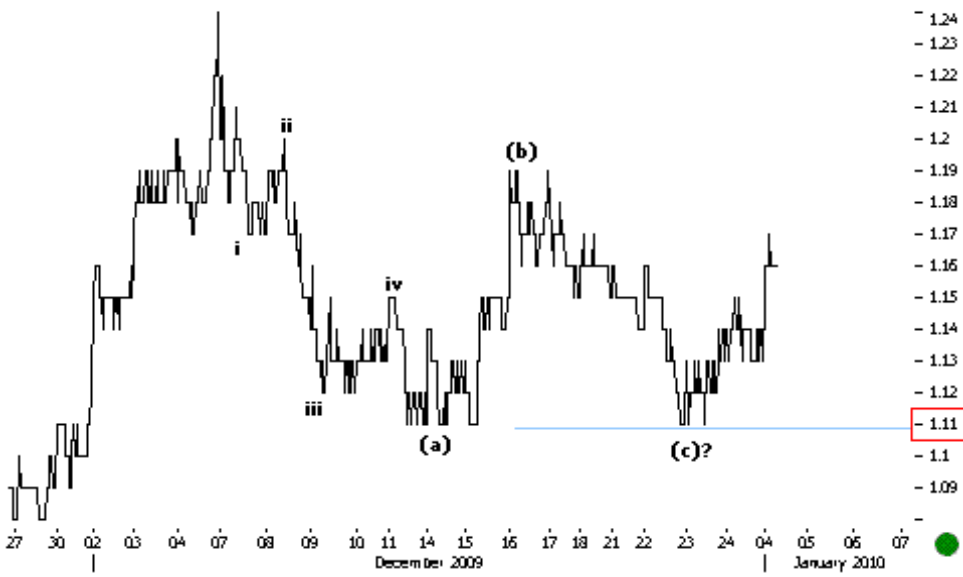
Acesta ar putea fi inceputul  
 unui nou impuls ascendent.  
 Peste nivelurile cheie la 0.065  
 avem mai multa confirmare  
 pozitiva.



**04.01.10 15:00 BETFI DAILY**  
 The daily perspective continues to suggest further upside.  
 Perspectiva zilnica continua sa sugereze pozitivitate in continuare.



**04.01.10 14:25 TLV 60MIN**  
 Prices bounce back from previous lows at 2.07 levels.  
 Above respective levels we remain positive.  
 Preturile se intorc de la minimele anterioare la nivelurile 2.07. Peste nivelurile respective ramanem pozitivi.



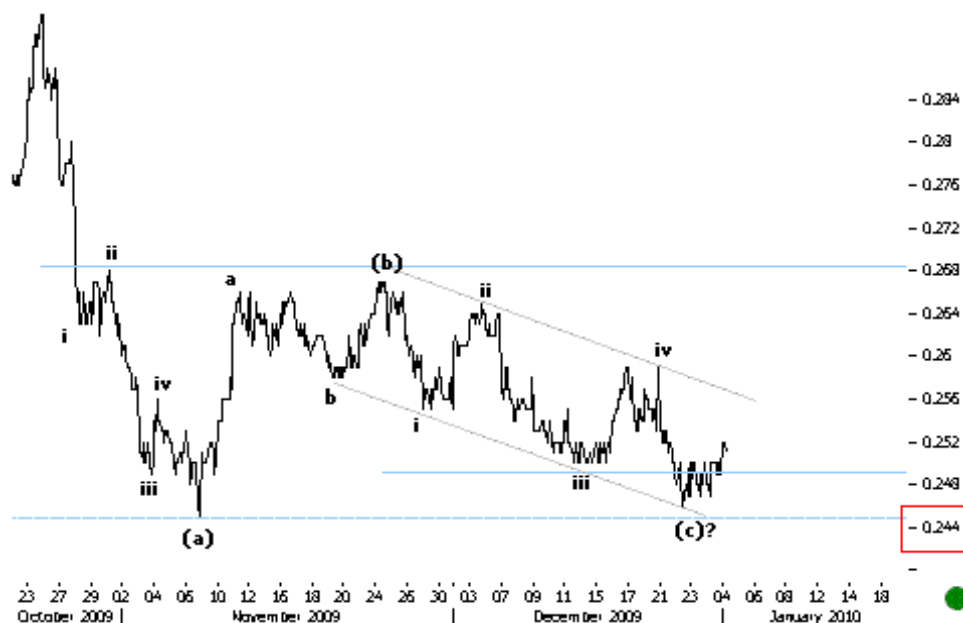
- 1.24  
 - 1.23  
 - 1.22  
 - 1.21  
 - 1.2  
 - 1.19  
 - 1.18  
 - 1.17  
 - 1.16  
 - 1.15  
 - 1.14  
 - 1.13  
 - 1.12  
 - 1.11  
 - 1.1  
 - 1.09  
 -

**04.01.10 13:15 SIF2 10MIN**  
 Above key 1.11 levels we continue to look at this as a completed correction and wait for further upside.  
 Peste nivelurile cheie la 1.11 continuam sa consideram corectiunea completa si sa ne asteptam la mai multa positivitate in continuare.

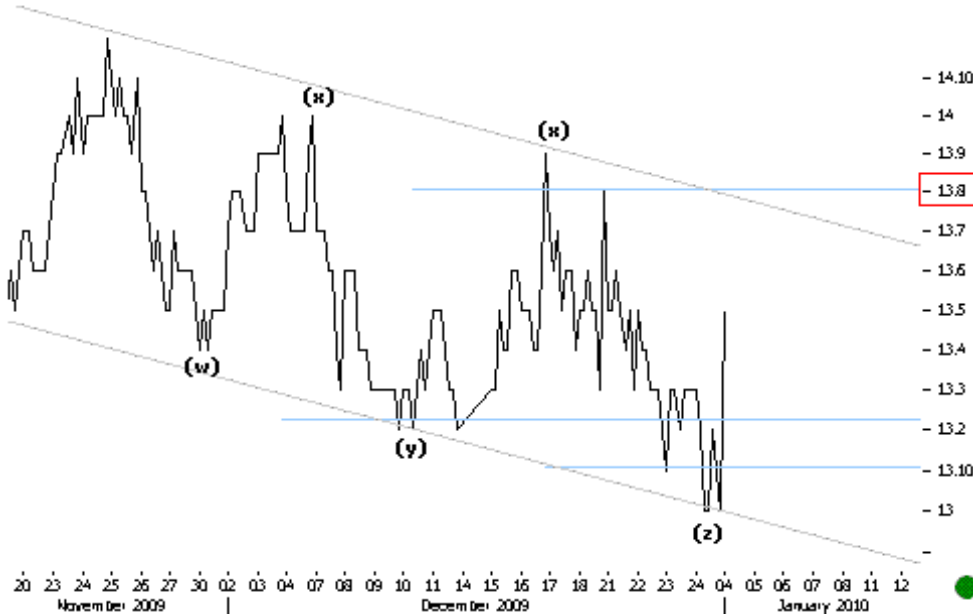


- 4,950  
 - 4,900  
 - 4,850  
 - 4,800  
 - 4,750  
 - 4,700  
 - 4,650  
 - 4,600  
 - 4,550  
 - 4,500  
 -

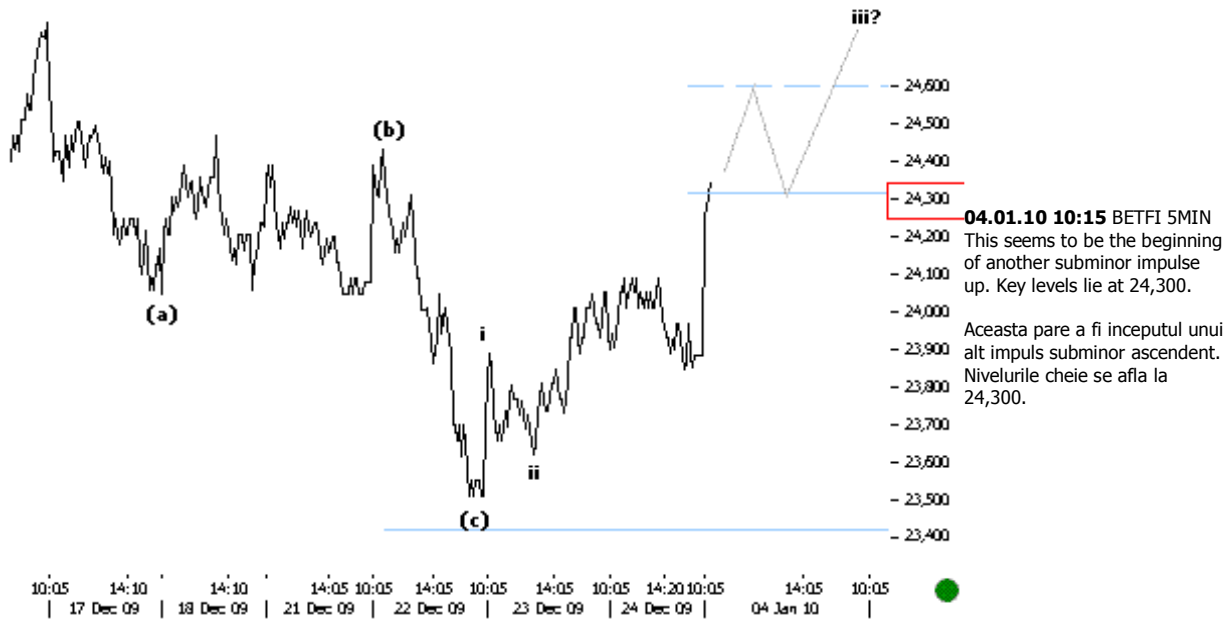
**04.01.10 12:35 BET 30MIN**  
 The ALTERNATE scenario suggests an incomplete correction down and does not rule out another leg down till key supports at 4,600-4,500 levels.  
 Scenariul ALTERNATIV sugereaza o corectiune descendenta incompleta si nu exclude posibilitatea unui alt val descendent pana la suporturile cheie la nivelurile 4,600-4,500.



**04.01.10 11:55 SNP 30MIN**  
 The corrective structure down seems complete. We should see further subminor positivity ahead.  
 Structura corectiva descendentă pare completă. Ar trebui să vedem mai multă pozitivitate subminoră în continuare.



**04.01.10 11:10 BRD 60MIN**  
 As anticipated, prices bounce back from trend channel supports. The correction down seems complete and we expect further subminor positivity ahead. Above key levels at 13.8 we have more positive confirmation.  
 Precum anticipat, prețurile se întorc de la suporturile canalului. Corecțiunea descendentă pare completă și ne așteptăm la mai multă pozitivitate subminoră în continuare. Peste nivelurile cheie la 13.8 avem mai multă confirmare pozitivă.



**CONTACT PENTRU INTREBARI SI COMENTARI TICKS.ROM**

**EDITOR: Mukul Pal**

Pentru abonare la serviciul TICKS.ROM puteti trimite un e-mail la: support@or-phe-us.com Acest document nu este pentru distributie publica, v-a fost furnizat doar pentru informare si nu poate fi reprodus sau redistribuit catre oricare alta persoana. Modul de circulare si de distributie al acestui document poate fi restrictionat de catre lege. Persoanele/institutiile in a caror posesie poate intra acest document trebuie sa se informeze si sa respecte asemenea restrictii. Acest material este pentru informarea personala a persoanei autorizate care il primeste si nu solicitam nici o actiune bazata pe acesta. Acest raport nu trebuie interpretat ca o oferta de vanzare sau cumparare sau ca o sollicitare a unei oferte de vanzare sau cumparare a oricarei actiuni in orice jurisdictie unde o asemenea oferta este considerata ilegala. Nici o persoana asociata cu Orpheus Capitals nu este obligata sa initieze un contact cu dvs in scopul elaborarii acestui document sau ca urmare a informatiei continute in acest document. Materialul este bazat pe o informatie pe care o consideram de incredere, dar nu pretindem ca este exacta sau completa si nu trebuie luata ca atare. Orpheus Capitals sau orice alta persoana asociata cu aceasta nu isi asuma nici o obligatie pentru pierderile suferite care survin din folosirea acestui document. Destinatarii acestui material trebuie sa se bazeze pe propriile investigatii si sa reverifice informatia primita. Opiniile exprimate sunt opiniile noastre actuale conform datei care apare in acest material. Desi Orpheus Capitals face eforturi sa actualizeze in mod regulat informatia din acest material, anumite motive reglatoarele, conformatoare sau de alta natura ar putea-o impiedica sa faca acest lucru. Potentialii investitori si altii sunt avertizati ca orice afirmatii care privesc viitorul nu sunt previziuni si pot fi modificate fara anuntarea in prealabil. Nici o parte a acestui material nu poate fi muplicata sub nici o forma si/sau redistribuita fara consimtamant scris initial. In ceea ce priveste acest raport el contine informatie curenta si/sau istorica care este considerata de incredere, dar acuratetea sau completitudinea sa nu poate fi garantata.

**2010**

**TICKS.ROM**