




ORPHEUS CAPITALS

GLOBAL ALTERNATIVE RESEARCH



GLOBAL RESEARCH



ABOUT ORPHEUS GLOBAL RESEARCH

Global alternative research is incomplete if the coverage does not include all the asset classes. This means Bonds, Equities, Commodities and Forex. This is why Orpheus Global Research covers all the important asset classes. Our global coverage includes Global Indices, DOW 30 stocks, Nikkei, European Indices, Latin American Indices, major forex pairs, precious and base metals, Oil and Natural gas, global bond markets, agro commodities and alternative energy Indices and components. We publish our Research on Reuters Knowledge, Thompson ONE platforms and Yahoo Finance. Our products cover assets and instruments trading on a host of global exchanges.



WAVES.GLOBAL



The report highlights top GLOBAL indices and emerging market indices viz. **Dow Jones Industrial (.DJI), S&P 500 (.GSPC), German DAX (.GDAXI), Russian IRTS (.IRTS), Shanghai Composite (.SSEC), Nikkei 225 (.N225), Brazil BOVESPA (.BVSP), Indian Sensex (.BSESN)**. The product covers all the DOW 30 stocks.

The product highlights Primary (Multi Month) and Intermediate (Multi Week) price trends. The report illustrates key price levels, price targets, price projections, time turn windows and uses Elliott waves, traditional technical analysis tools, sentiment indicators and other alternative research tools like INTERMARKET to spot outperformers and market trends.

WAVES.GLOBAL is a perspective product published on weekly basis, on Monday.

REUTERS RICS: .BVSP, .IRTS, .FCHI, .GDAXI, .GSPC, .DJI, .N225, .SSEC, C.N, JPM.N, BAC.N, AXP.N, AIG.N, DIS.N, HD.N, GM.N, VZ.N, T.N, INTC.OQ, MSFT.OQ, HPQ.N, IBM.N, UTX.N, CAT.N, GE.N, MMM.N, BA.N, KO.N, MCD.N, WMT.N, DD.N, PFE.N, MRK.N, CVX.N, XOM.N, PG.N, JNJ.N, AA.N



WAVES.GOLD



The report highlights GOLD and other precious and base metals.

The product highlights **Primary (Multi Month)** and **Intermediate (Multi Week)** price trends. The report illustrates key price levels, price targets, price projections, time turn windows and uses Elliott waves, traditional technical analysis tools, sentiment indicators and other alternative research tools like INTERMARKET to spot outperformers.

WAVES.GOLD is a perspective product published on twice a week, on Monday and Wednesday.

REUTERS RICS: XAU=, XAG=, XPT=, CU-NYC, .SPGSIZ, SPGSIA,.NSTL



WAVES.OIL



WAVES.OIL is a perspective product published once a week. The report covers BRENT, WTM, XLE (Energy SPDR), top energy stocks, Natural Gas and related FUTURES. The product highlights Primary (Multi Month) and Intermediate (Multi Week) price trends. The report illustrates key price levels, price targets, price projections and time turn windows. The product uses Elliott waves, traditional technical analysis tools and sentiment indicators.

REUTERS RICS: BRT-, WTM- , .XLE , CVX.N, XOM.N , IPNG , NG-P-CAL



WAVES.FOREX



The report highlights the top traded FOREX PAIRS (e.g.. **EURO USD, DOLLAR INDEX, YEN USD, Indian Rupee, Romanian Lei, Swiss Franc, Hungarian Forint, Croatian Kuna, Canadian Dollar**).

The product highlights Primary (Multi Month) and Intermediate (Multi Week) price trends. The report illustrates key price levels, price targets, price projections and time turn windows. The product uses Elliott waves, traditional technical analysis tools and sentiment indicators.

WAVES.FOREX is a perspective product published five days a week.

REUTER RICS: EURRON=, RON=, JPY=, INR=, HUF=, HRK=, GBP=, EURCHF=, CHFRON=, CAD=, =USD, EUR=



WAVES.AGRO



AGRO - 20 Jan 07 - **GRAINS** - Adam Smith would have been so happy to see thriving Mac burgers next to Andheri station in Mumbai. The vision of capitalism lived much beyond his imagination. But what might shock him though is how consumerism overwhelmed the invisible hand. And how sustained income, urbanization and growth pushed Asia to drop an inferior good rice and move to wheat. Westernization of the Asian diet is a demand factor, which does not find mention in leading grain think tanks around the world.

Rather the United States Department of agriculture came out with its alarm bell on wheat on 16 Oct 06, 6 Nov 06 we covered wheat last time here and 7 Nov NCX FEB wheat futures topped at 1144 and fell 13% by the end of 2006. Some might call it another lucky coincidence, we call it inverted incidence. If everybody knows of the crisis, the asset class will surprise. And that's what wheat did. It surprised by a fall when conventional wisdom suggested a rise.

The news of the crisis came more than half a decade late. For us, the bull market for wheat started in 1999, more than 7 years back. Now the asset is forming a multi month corrective form. This means that all this hue and cry about the grain might actually push wheat further down before the crop really starts to re-exert its multi year bull trend. The chart on the right seems the first leg down of wheat on NCDEX FEB Wheat. All upsides should be capped by 0.382 FIB at 1050 - 1060 levels.

WAVES.AGRO is a perspective product published once a month.

The report covers **Coffee, Sugar, Cocoa, Wheat, Corn and related FUTURES**. The product highlights Primary (Multi Month) and Intermediate (Multi Week) price trends. The report illustrates key price levels, price targets, price projections, time turn windows and uses Elliott waves, traditional technical analysis tools and sentiment indicators.

REUTERS RICS: COFSAN-4-NYC, SUG-DLY-ISA, .DJAIGCT, CCCI-NYC, CORN.L, C-US2Y-GULF,.SPGSCN, W-RJK-MLQ, .DJAIGWHTR.



WAVES.GREEN



WAVES.GREEN is a perspective product published once a week.

The report covers WilderHill New Energy Global Innovation Index (NEX), S&P Global Clean Energy Index, ISE Global Wind Energy Index, S&P Global Water Index, UBS Diapason Global Biofuel Index, World Bio Energy Index (BIOX), MAC Global Solar Energy Index, EDF Energies Nouvelles, Theolia, Greentech Energy Systems, Vestas Wind Systems, First Solar, Cia Energetica de Minas Gerais, Hansen Transmissions International, Vestas Wind Systems, Gamesa Corp Tecnologica, Veolia Environnement, ITT, Geberit, Archer Daniels Midland, Bunge, Cosan Industria e Comercio, Renewable Energy Corp and Q-Cells.

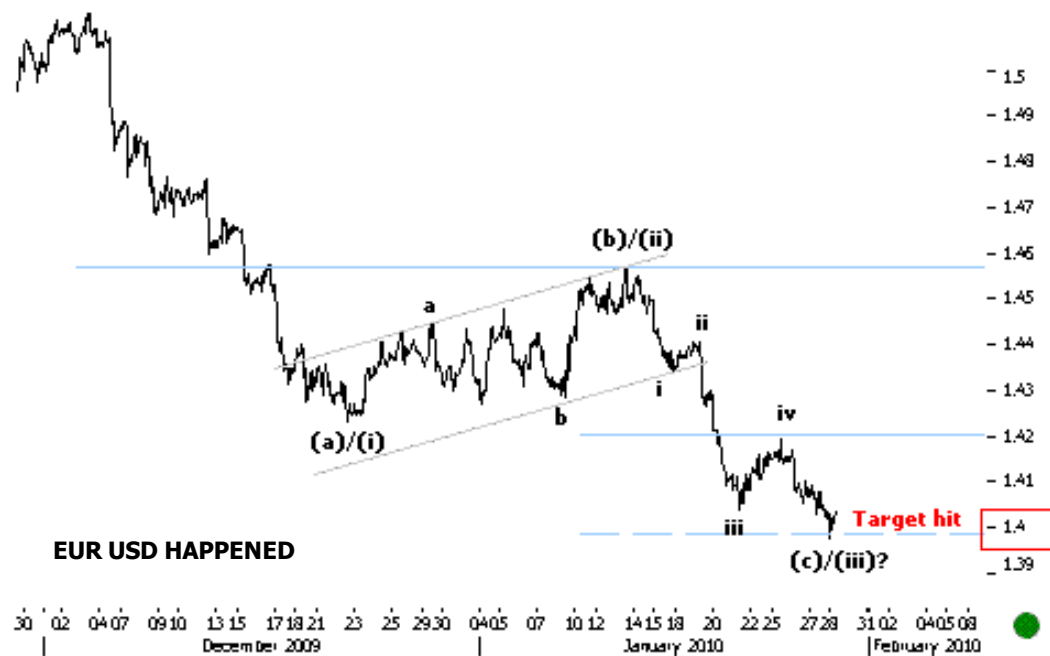
The product highlights Primary (Multi Month) and Intermediate (Multi Week) price trends. The report illustrates key price levels, price targets, price projections, time turn windows and uses Elliott waves, traditional technical analysis tools and sentiment indicators.

The product covers the best of the green world covering a total of eight countries viz. US, UK, Germany, France, Belgium, Denmark, Japan and Brazil. We could not have left weather out, which is why green is the next big wave. The product also covers the London Climate Exchange stock.

REUTERS RICS: .NEX, G3E.CO, EEN.PA, TEO.PA, .WOWAXPD, .GWE, HSNT.L, GAM, .SPGTCLN, VWS.CO, FSLR.O, VIE.PA, ITT, .BIOX, ADM, BG, CSAN3.SA, .SUNIDX, QCEG.DE, 3402.T, 3401.T, CLIE.L



Intra Day Services



TICKS.GLOBAL covers DOW, GOLD, SILVER, OIL, EURUSD, DAX and other global assets and futures on an Intra day basis. The reports are published through a self refreshing webpage. **TICKS.INDIA** is a web based service it is only available through the Orpheus Site.





TIMETRIADS

Time is a social construct and we see time through the life and nature around us. Understanding time can not only give a unifying theory to research of a few thousand years, but also help us understand the world we live in. Time evolves, oscillates and continues. Time comes before everything, but we don't see it. We just feel it. We believe what we see and this is why understanding what is not visible is a challenge. Understanding time could bring more than a conventional thought down, it's a revolution, which could rock the very foundation of economic thought or the geometric structures Euclid laid down in 300 BC. We are at the start of the journey, but if time is indeed the real mathematics, we could see high accuracy in time forecasts.

TIME TRIADS is a publication on time fractals published once a week.

The report covers fractal mathematics, power law curves, statistics, trends, alternative research, patterns, time indices, behavioral finance, investment psychology, performance cycles etc.

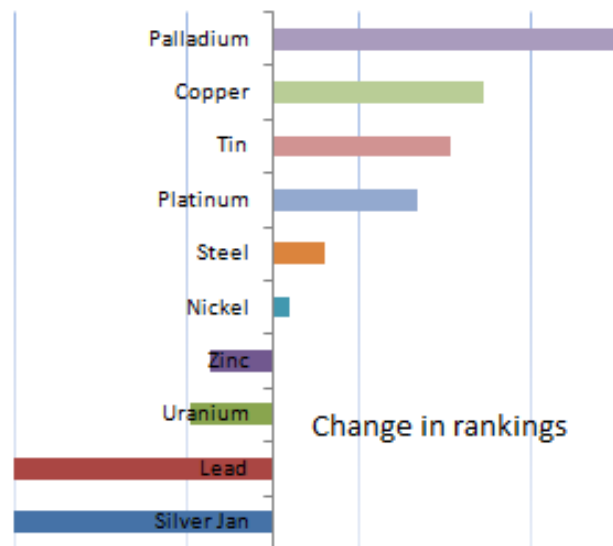
The product highlights Primary (Multi Month) and Cycle (Multi year) price trends on Gold, Oil, Dollar, Interest Rates and Global Equity Indices.

REUTERS RICS: XAU=, .DJI, USD=; BRT-; .BSESN, .DJI, .HSI, N225, .BVSP, .IRTS, .FTSES, .FCHI, .GDAXI



ALPHA

ALPHA GLOBAL INDICES/ ALPHA METALS
 ALPHA BONDS/ ALPHA DOW 30
 ALPHA ENERGY/
 ALPHA DOW SECTOR INDICES
 ALPHA INDIA/ ALPHA ROMANIA



ALPHA is a pair trading, long only – short only strategy and Numeric Ranking product based on TIME fractals. Time arbitrage, Time Triads, Time fractals are terms coined by Orpheus Research. The signals are carried over three different time frames viz. sub minor (2-3 days), minor (10-30 days) and intermediate (above 30 days). This is a daily signal product. The signals will be illustrated through tracker and running portfolios. Alpha can be used by fund managers for relative allocations, traders for leverage bets and high net worth clients for selective trades. This is a part of the time triads analytics developed by Orpheus Research.

Performance cycles is a term coined by Orpheus Capitals. This is another name for time triads, time arbitrage, time fractals but expressed in terms of relative performance. It's a bounded oscillator that moves in a range say from 1 to 30. 1 is top relative performance and 30 is worst performance. The idea is that performance is cyclical. A top performer will underperform in future and vice versa. A top relative performer is also the worst value pick and the top relative underperformer is the best value pick.

COVERAGE Alpha Global Indices BVSP (Brazil), IRTS (Russia), Sensex (India), DOW (US), DAX (Germany), CAC (France), Nikkei (Japan), Hang Seng (Hong Kong). **Alpha DOW 30** Alcoa, Disney, Kraft, P&G, American Express, GE, Coca Cola, AT&T, Boeing, Home Depot, Macdonald's, MMM, HP, Bank of America, Travelers, United Tech, Caterpillar, IBM, Merck, Verizon, Cisco, Intel, Microsoft, Chevron, J&J, Pfizer, Exxon, Dupont, JPM, Walmart. **Alpha Metals** STEEL, ZINC, NICKEL, TIN, ALUMINIUM, URANIUM, GOLD, SILVER, LEAD. **Alpha Bonds** Japanese, American and German 2Y,5Y,10Y,30Y bonds **Alpha Energy** IPNG – Nat Gas Index, XLE Spdr, Schlumberger, Conoco Phillips, Occidental Petroleum, Chevron, Exxon, Apache Corporation, Anadarko petroleum, Gazprom, Nat Gas Spot, Devon Energy, Halliburton, XTO Energy, Transocean, Marathon Oil, EOG Resources, National Oilwell, Hess, Chesapeake, South Western, Diamond Offshore, Baker Hughes, Weatherford, Noble Energy, The William Companies, First Solar, Noble Corporation, Murphy Oil.



INTERMARKET CYCLES - VIX AND THE UPDATE ON JAPANESE DEPRESSION...

Emerging markets are tuned into American market news channels, and American markets don't know where to look. If American markets would look at VIX, Emerging markets at their respective currencies and all the world would look at Japan, our forecasting challenges might become a bit easy.

VIX is a classic sentiment indicator. And it's currently at an all time high. What this suggests are two things. First markets are still scared and till we see a drop in VIX values, markets may continue to fall. Second, the sentiment indicator tells us that all time extreme VIX can not usher in a SECULAR down trend now. And DOW, whether it bottoms now or in OCT, might still be in for a new HIGH before any recession (SLIDE 27).

The other chart on the right is the INTERMARKET RATIO (black) between the NIKKEI and DOW JONES INDUSTRIAL. The ratio has been falling since 1988, suggesting that Nikkei has been underperforming the DOW over the last twenty years. The annual ROC Rate of Change (Blue line) is a 4 year LOW-HIGH-LOW cycle, which is ending in OCT 2008. This suggests two things. One that Nikkei will finish a four year outperformance – underperformance cycle compared to DOW in Q3 or early Q4. And second this ending could also mark the end of 25 year cycle between Japanese and American markets. This could start a secular outperformance of Japanese economy over it's American peers.

The intermarket cycles report covers global currency pair, global equity, emerging equity, and inter asset cycles. The aim is to look for time cycle signals and for asset outperformance and underperformance signals. The aim is to look at markets as a group and in isolation. Intermarket cycles is a monthly perspective product and readers should use it in conjunction with our other features like WAVES.GLOBAL , WAVES.INDIA WAVES.FOREX , WAVES.METALS , WAVES.ENERGY, and other global features. Our economic and psychological world is well connected and cyclical. Intermarket cycles a subject coined by us at Orpheus, studies the asset, sectoral, asset linkages and the fixed periodicity between them. We look at the subject from three aspects.

First from the sectoral aspect. As we redefine Sam Stovall's Sector rotation and reclassify global sectors into three broader sectors viz. Early Economic, Mid Economic and Late economic. We juxtapose these three broad sectors on the 3.33 year Kitchen (Inventory) and on the 10-11 year Juglar business cycles. Second we look at subject from the 25-30 year Asset cycles. For example the 30 year Gold cycle and commodity cycle, which is inverse of the 30 year equity cycle or social prosperity cycle. Third we look at inter asset cycles between Gold and Oil, VIX and S&P, Technology and Blue Chips, Local Currency and Local equity to look for asset outperformance and underperformance signals.






ABOUT ORPHEUS INDIA RESEARCH

Established in 1875, the Bombay Stock Exchange has nearly 5000 listed companies. Another leading exchange, the National stock exchange trades on an average 2 million derivatives contracts per day. The total trading volume of the Indian market is around 10 billion Euros a day. This makes it one of the top traded markets in the world. The blue chip top 30 Index has a market capitalization at nearly 0.35 trillion Euros. Indian market space is not only important owing to its size but also because of the emerging growth it offers. We at Orpheus study Indian market closely. And apart from Equity also study the Indian Rupee, bonds and commodities.

We publish Orpheus INDIA Research on Reuters Knowledge, Thompson ONE platforms and Yahoo Finance. The coverage includes all sector and sub sectors Indices and BSE 500 stocks.

WAVES.INDIA



WAVES.IND is a perspective product published on Monday and Wednesday.

The report highlights Indian Stock Market top sectoral Indices and Sensex (BSE 30) viz. **BSEOIL, BSESC (Small Cap), BSEMC (Mid Cap), BSEHC (BSE Health Care), BSEPHARMA (Pharmaceuticals), BSECG (Capital Goods), BSEBANK (Banking), CNXIT (Technology), BSEFMCG (FMCG), BSEAUTO (Auto)** etc.. The product also covers all the 30 Sensex components.

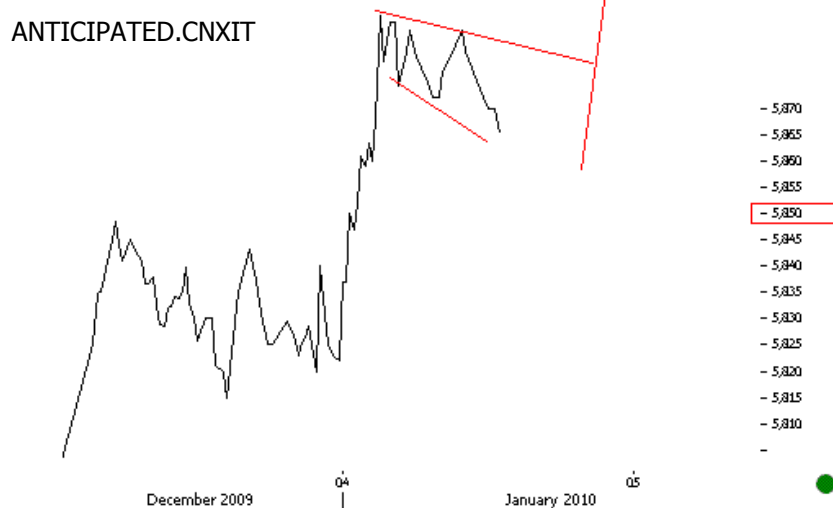
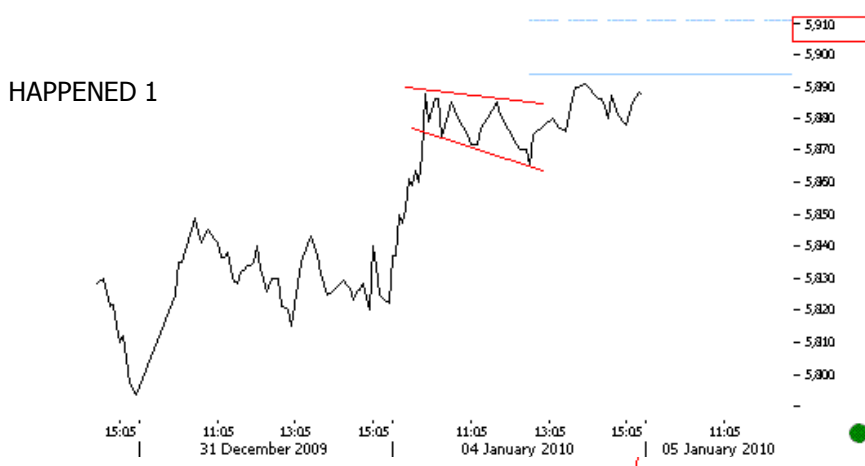
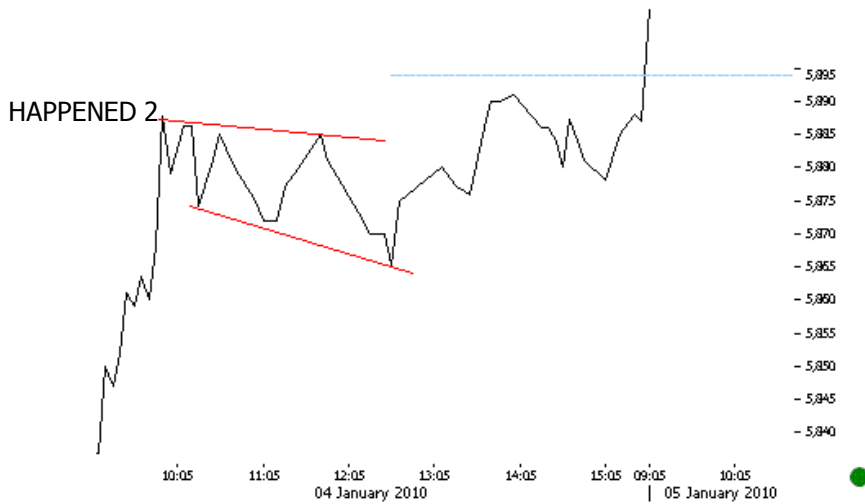
The product highlights Primary (Multi Month) and Intermediate (Multi Week) price trends. The report illustrates key price levels, price targets, price projections and time turn windows. The product uses Elliott waves, traditional technical analysis tools, sentiment indicators and other alternative research tools like INTERMARKET to spot outperformers.

Reuters RICS. STOCKS. MAHM.BO, MRTI.BO, LART.BO, TAMO.BO, ACC.BO, ABUJ.BO, GRAS.BO, HDBK.BO, ICBK.BO, SBI.BO, HALC.BO, RLEN.BO, BHEL.BO, HLL.BO, NTPC.BO, SATY.BO, TCS.BO, INFY.BO, WIPR.BO, BJAT.BO, ONGC.BO, RELI.BO, RANB.BO, CIPL.BO, DLF.BO, TISC.BO, ITC.BO, BRTI.BO, RLCM.BO

REUTERS RICS. INDICES .BSEBANK, .BSEOIL, .NSEI, .BSECG, .BSESN, .BSEAUTO, .CNXIT, .NSEBANK, CITc1, IFc1, .NSEBANK



INTRA DAY SERVICES



TICKS.INDIA covers NIFTY, NIFTY BANK and their futures on an Intra day basis. The reports are published through a self refreshing webpage. The service starting 09:30 HRS (IST). Since TICKS.INDIA is a web based service it is only available through the Orpheus Site.

TICKS.INDIA identifies the MINOR (less than 3 weeks), SUB MINOR (few days), and INTERMEDIATE (more than 6 weeks) trend and highlight respective KEY LEVELS for ENTRY and EXIT (The only two things needed for a strategy).





ABOUT ORPHEUS CEE RESEARCH

Orpheus is based out of ROMANIA. The East European country despite its small geographical size and 16 million population is a great sporting nation known for great marathon Olympic winners like Dita Tomescu, world ranked gymnasts and rowing champions. We take inspiration from the competitive spirit of the nation and work together with the local regional exchanges in the CEE Central and Eastern European region and institutions. We have a strong presence in the capital market training circuit and have valuable relationships with Reuters Romania. The pollution free and scenic beauty of the country also adds to perfect objective environment needed to create great research. With a market capital of around 20 billion Euros and GDP of near 150 billion euros, the country remains on a growth trajectory among emerging nations.



INTRA DAY SERVICES

TICKS.ROMANIA - The report covers most top traded stocks (SNPP.BX, BRDX.BX, BATR.BX, TGNM.BX, TSEL.BX, SIF2, SIF5, ERST etc.), futures and INDICES (BET, BETC, BET, BETNG, BETXT) for the Romanian Market on an intraday basis starting 10:00 HRS (GMT+2).

TICKS.ROM identifies the MINOR (less than 3 weeks), SUB MINOR (few days), and INTERMEDIATE (more than 6 weeks) trend and highlight respective KEY LEVELS for ENTRY and EXIT (The only two things needed for a strategy). The service is published through a self refreshing web page.





WAVES.ROMANIA, CHANNELS.ROMANIAN, CHANNELS.RASDAQ

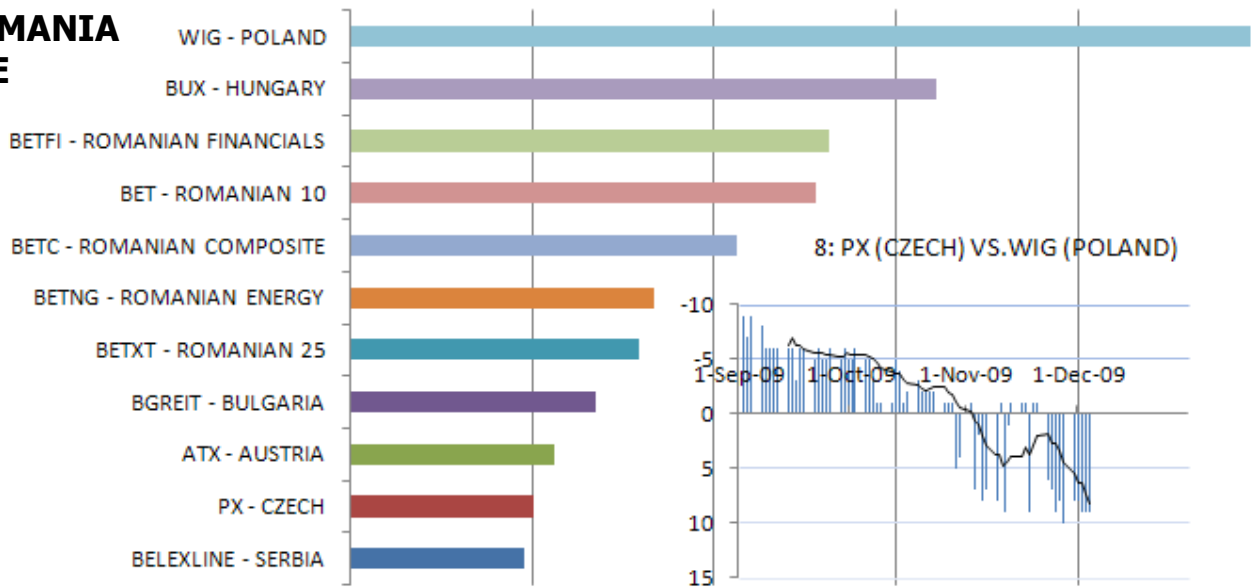
WAVES.ROM is a perspective product published on TUESDAY'S and THURSDAY'S. The report highlights Romanian Stock Market top three Equity Indices viz. the top ten blue chip BET Index (.BETI), BET Composite (.BETC), the Financial Index BETFI (.BETFI) and the local currency RON (EURRON=, RON=). The products covers the top ten BET component stocks. (ROMP.BX, SNPP.BX, BATR.BX, BRDX.BX, TSEL.BX, ATBE.BX, BRKU.BX, BIOF.BX, IMPT.BX, TUBU.BX) and all the components of BETFI Financial Index(SIF2.BX, SIF5.BX, SIF3.BX, SIF1.BX, SIF4.BX) are covered in the report. The product highlights Primary (Multi Month) and Intermediate (Multi Week) price trends. The report illustrates key price levels, price targets, price projections and time turn windows. The product uses Elliott waves, traditional technical analysis tools, sentiment indicators and other alternative research tools like INTERMARKET to spot outperformers. WAVES.ROM, CHANNELS.BVB and CHANNELS.RASDAQ are bundled together as PERSPECTIVE products. Unlike WAVES which focuses more on blue chips, CHANNELS covers all the BVB and RASDAQ stocks.

REUTERS COVERAGE .BETFI, TUBU.BX, TSEL.BX, SNPP.BX, SIF5.BX, SIF4.BX, SIF3.BX, SIF2.BX, SIF1.BX, ROMP.BX, IMPT.BX, BRKU.BX, BRDX.BX, BIOF.BX, BATR.BX, ATBE.BX



ALPHA.ROMANIA
ALPHA.CEE

NUMERIC RANKING CEE INDICES



Alpha is a pair trading, long only – short only strategy and numeric ranking product based on TIME fractals. Time arbitrage, Time Triads, Time fractals are terms coined by Orpheus Research. The signals are carried over three different time frames viz. sub minor (2-3 days), minor (10-30 days) and intermediate (above 30 days). This is a daily signal product. The signals will be illustrated through tracker and running portfolios. Alpha can be used by fund managers for relative allocations, traders for leverage bets and high net worth clients for selective trades. This is a part of the time triads analytics developed by Orpheus Research.

Performance cycles is a term coined by Orpheus Capitals. This is another name for time triads, time arbitrage, time fractals but expressed in terms of relative performance. It's a bounded oscillator that moves in a range say from 1 to 30. 1 is top relative performance and 30 is worst performance. The idea is that performance is cyclical. A top performer will underperform in future and vice versa. A top relative performer is also the worst value pick and the top relative underperformer is the best value pick.

Time Arbitrage portfolio has five pairs now viz. BRD-BET, BETXT-SNP, SIF2-SIF5, BRD-BETXT, BET-SNP. The above tracker will be updated on a daily basis. The freshly opened trades will have the shortest holding periods. Minor degree averaged 10-30 days and intermediate degree trade averages above 30 days. The legs should be risk weighted before any implementation. We are assuming a running stop loss of 2% per traded pair. SIF2/SIF5 +A-B means LONG SIF2, SHORT SIF5. While SIF2/SIF5 –A+B means SHORT SIF2, LONG SIF5.

Coverage: SIF2, SIF5, SIF4, BRD, ERSTE, TGN, BETI, BETFI, BETNG, BETXT, SNP, DAFORA, TERAPLAST, ATB, BIO, BCC



STANDARD PRODUCTS. INDIA RESEARCH

RESEARCH MODE	PRODUCTS	PRODUCT COVERAGE
ALTERNATIVE	WAVES.INDIA	FRACTAL RESEARCH ON ALL BLUE CHIP AND SECTOR INDICES
ALTERNATIVE	TICKS.INDIA	INTRA DAY (REAL TIME) TECHNICAL ANALYSIS ON SELF REFRESHING HTML PAGE FOR NIFTY, NIFTY BANK, SENSEX, CNXIT
ALTERNATIVE	CHANNELS.INDIA	TOP 30 STOCKS
ALTERNATIVE	ALPHA.INDIA	ALPHA IS A PAIR TRADING, LONG ONLY - SHORT ONLY STRATEGY AND NUMERIC RANKING PRODUCT BASED ON TIME FRACTALS. TIME ARBITRAGE, TIME TRIADS, TIME FRACTALS ARE TERMS COINED BY ORPHEUS RESEARCH. THE SIGNALS ARE ILLUSTRATED THROUGH TRACKER AND RUNNING PORTFOLIOS. ALPHA CAN BE USED FOR RELATIVE ALLOCATIONS, FOR TRADING, FOR STOCK PICKING.

STANDARD PRODUCTS. GLOBAL RESEARCH

RESEARCH MODE	PRODUCT	PRODUCT COVERAGE
ALTERNATIVE	WAVES.GLOBAL	TOP GLOBAL INDICES (AMERICAN , EUROPEAN AND EMERGING MARKETS)
ALTERNATIVE	WAVES.OIL	WTM, BRT, WTI, NAT GAS, OIL STOCKS
ALTERNATIVE	WAVES.GOLD	GOLD, SILVER, ZINC, ALUMINIUM, STEEL, COPPER, PLATINUM
ALTERNATIVE	WAVES.FOREX	EURO DOLLAR, YEN DOLLAR, INDIAN RUPEE, EURO RON, RON DOLLAR, SWISS FRANC, CANADIAN DOLLAR
ALTERNATIVE	WAVES.GREEN	SOLAR, BIO, WATER, WIND, NUCLEAR ENERGY
ALTERNATIVE	WAVES.BONDS	BONDS AND INTEREST RATES FOR THE EUROPEAN, JAPANESE, AMERICAN AND INDIAN REGION
ALTERNATIVE	WAVES.AGRO	COFFEE, CORN, SUGAR, COCOA, WHEAT ETC.
STRATEGY	TICKS.GLOBAL	INTRA DAY (REAL TIME) TECHNICAL ANALYSIS ON SELF REFRESHING HTML PAGE FOR AMERICAN INDICES, AMERICAN STOCKS, EURUSD, GLOBAL INDICES, GOLD, SILVER, OIL ETC.





ORPHEUS CAPITALS

GLOBAL ALTERNATIVE RESEARCH

Orpheus Research Web links

Orpheus India Research

http://www.orpheus.asia/orpheus/page.php?tabid=7&categ_id=296

Orpheus global research

http://www.orpheus.asia/orpheus/page.php?tabid=7&categ_id=323

Orpheus Intra Day services (TICKS)

http://orpheus.asia/orpheus/page.php?tabid=3&categ_id=171

Orpheus Alpha India

<http://econohistory.com/article/category/indian-pairs-assets>

Orpheus Intermarket Cycles

http://orpheus.asia/orpheus/page.php?tabid=3&categ_id=309

Blogs and Updates

Time Triads - The Time Fractal Revolution

www.timetriads.com

Econohistory - Pairs, Performance cycles and econostats

<http://econohistory.com/>

Updates Orpheus Asia

<http://updates.orpheus.asia/>

Groups and Forums

Join the TIME TRIADS group

<http://www.linkedin.com/groupInvitation?groupID=1932850&sharedKey=57D9143E1176>

Orpheus Capitals on Facebook

<http://www.facebook.com/group.php?gid=50927128118>

Orpheus capitals forum

<http://forum.orpheus.asia/>

Store and Member's login

<http://www.orpheus.asia/orpheus/login.php>

RESEARCH OFFICE

Parâng Street nr. 13, appt. 20, 400552, Cluj Napoca, Romania, EU

E-mail: support@orpheus.asia; Web: www.orpheus.asia; Skype: orpheuscapitals

Contact person: Domnița Pășcuț E-mail: domnita@orpheus.asia

Phone no: +40741384282, 004(0)364117885

This document is not for public distribution and has been furnished to you solely for your information and may not be reproduced or redistributed to any other person. The manner of circulation and distribution of this document may be restricted by law. Persons into whose possession this document may come are required to inform themselves of, and to observe, such restrictions. This material is for the personal information of the authorized recipient, and we are not soliciting any action based upon it. This report is not to be construed as an offer to sell or the solicitation of an offer to buy any security in any jurisdiction where such an offer or solicitation would be illegal. No person associated Orpheus CAPITALS is obligated to call or initiate contact with you for the purposes of elaborating or following up on the information contained in this document. The material is based upon information that we consider reliable, but we do not represent that it is accurate or complete, and it should not be relied upon as such. Neither Orpheus CAPITALS, nor any person connected with him, accepts any liability arising from the use of this document. The recipient of this material should rely on their own investigations and take their own professional advice. Opinions expressed are our current opinions as of the date appearing on this material only. While Orpheus CAPITALS endeavor's to update on a reasonable basis the information discussed in this material, there may be regulatory, compliance, or other reasons that prevent him from doing so. Prospective investors and others are cautioned that any forward-looking statements are not predictions and may be subject to change without notice. No part of this material may be duplicated in any form and/or redistributed without prior written consent. In so far as this report includes current or historical information, it is believed to be reliable, although its accuracy and completeness cannot be guaranteed.
